



AMOC Racing

Donington National Circuit

29th July 2012



Results Provided by Timing Solutions Ltd
www.tsl-timing.com

Equipe GTS

QUALIFYING - RACE 2 - CLASSIFICATION

POS	NO	CL	NAME	ENTRY	TIME	ON	LAPS	GAP	DIFF	MPH
1	29	5	Keith AHLERS	Morgan Plus 4	1:27.621	4	9			81.31
2	39	5	William PLANT	Morgan Plus 4	1:28.309	9	9	0.688	0.688	80.67
3	17	4	David BERESFORD	MGB	1:29.134	5	9	1.513	0.825	79.93
4	4	2	James WILLIS	MG Midget	1:30.591	9	9	2.970	1.457	78.64
5	138	4	Nick SMITH	MGB	1:30.815	8	9	3.194	0.224	78.45
6	15	4	Ronald WATT	MGB	1:30.879	9	9	3.258	0.064	78.39
7	3	4	Peter BARNARD	Elva Courier	1:31.058	8	9	3.437	0.179	78.24
8	27	5	Mark HOBLE	Morgan Plus 4	1:31.649	9	9	4.028	0.591	77.73
9	68	5	Richard MCKOEN	Triumph TR4A	1:31.848	9	9	4.227	0.199	77.56
10	23	4	Norman NICOLL	MGB	1:32.251	3	9	4.630	0.403	77.23
11	5	4	Steve HALL	MGB	1:33.131	9	9	5.510	0.880	76.50
12	49	4	Jon GROSS	Elva Courier	1:33.279	9	9	5.658	0.148	76.37
13	44	4	Graham COLES	MGA Coupe	1:33.282	8	9	5.661	0.003	76.37
14	54	4	Steve BOLDERSON	MGB	1:34.132	9	9	6.511	0.850	75.68
15	124	4	Craig TAYLOR	MGB	1:34.759	4	9	7.138	0.627	75.18
16	14	4	Clare JOHNSON	MGB	1:35.097	8	8	7.476	0.338	74.91
17	38	5	David ALLEN	Triumph TR4	1:35.453	8	9	7.832	0.356	74.64
18	79	4	Simon SKENTELBERY	MGB	1:35.895	4	8	8.274	0.442	74.29
19	57	4	Peter BOLDERSON	MGB	1:37.389	9	9	9.768	1.494	73.15
20	50	2	Alistair PUGH	Triumph Spitfire Le Mans	1:37.793	9	9	10.172	0.404	72.85
21	24	5	James WILMOT-SMITH	Austin Healey 100	1:40.944	4	8	13.323	3.151	70.58
22	114	5	Kerry WILSON	Austin Healey 100M	1:41.778	4	8	14.157	0.834	70.00
23	34	3	Keith HAMPSON	Sunbeam Alpine Le Mans	1:44.184	5	5	16.563	2.406	68.38
24	52	2	David BEATTY	Triumph Spitfire	1:46.350	8	8	18.729	2.166	66.99
25	66	4	Graeme FORRESTER	MGB	1:48.091	2	2	20.470	1.741	65.91

Weather / Track : Cloudy / Dry

These results are provisional until the conclusion of any judicial and technical matters.

Donington Park National
Circuit Length = 1.9791 miles
Start: 09:33 End: 09:50

Clerk of Course :

Timekeeper :

Equipe GTS

QUALIFYING - RACE 2 - LAP ANALYSIS

3	Peter BARNARD			4	Elva Courier		
1 -	1:47.772	+ 16.714	9:36:04.624	6 -	1:41.270	+ 10.212	9:43:56.907
2 -	1:33.319	+ 2.261	9:37:37.943	7 -	2:03.548	+ 32.490	9:46:00.455
3 -	1:31.364	+ 0.306	9:39:09.307	8 -	1:31.058		9:47:31.513
4 -	1:31.433	+ 0.375	9:40:40.740	9 -	1:32.211	+ 1.153	9:49:03.724
5 -	1:34.897	+ 3.839	9:42:15.637				
4	James WILLIS			2	MG Midget		
1 -	2:02.629	+ 32.038	9:36:38.579	6 -	1:50.803	+ 20.212	9:44:47.354
2 -	1:31.188	+ 0.597	9:38:09.767	7 -	1:47.606	+ 17.015	9:46:34.960
3 -	1:36.405	+ 5.814	9:39:46.172	8 -	1:31.743	+ 1.152	9:48:06.703
4 -	1:33.298	+ 2.707	9:41:19.470	9 -	1:30.591		9:49:37.294
5 -	1:37.081	+ 6.490	9:42:56.551				
5	Steve HALL			4	MGB		
1 -	1:54.934	+ 21.803	9:36:19.853	6 -	1:45.134	+ 12.003	9:44:37.340
2 -	1:40.258	+ 7.127	9:38:00.111	7 -	1:41.329	+ 8.198	9:46:18.669
3 -	1:35.891	+ 2.760	9:39:36.002	8 -	1:34.244	+ 1.113	9:47:52.913
4 -	1:34.145	+ 1.014	9:41:10.147	9 -	1:33.131		9:49:26.044
5 -	1:42.059	+ 8.928	9:42:52.206				
14	Clare JOHNSON			4	MGB		
1 -	1:56.981	+ 21.884	9:36:18.999	5 -	2:07.353	+ 32.256	9:43:51.030
2 -	1:47.934	+ 12.837	9:38:06.933	6 -	2:02.998	+ 27.901	9:45:54.028
3 -	1:59.751	+ 24.654	9:40:06.684	7 -	1:36.137	+ 1.040	9:47:30.165
4 -	1:36.993	+ 1.896	9:41:43.677	8 -	1:35.097		9:49:05.262
15	Ronald WATT			4	MGB		
1 -	1:52.297	+ 21.418	9:36:16.112	6 -	1:45.422	+ 14.543	9:44:19.455
2 -	1:35.210	+ 4.331	9:37:51.322	7 -	1:47.042	+ 16.163	9:46:06.497
3 -	1:33.250	+ 2.371	9:39:24.572	8 -	1:33.464	+ 2.585	9:47:39.961
4 -	1:35.019	+ 4.140	9:40:59.591	9 -	1:30.879		9:49:10.840
5 -	1:34.442	+ 3.563	9:42:34.033				
17	David BERESFORD			4	MGB		
1 -	1:41.767	+ 12.633	9:35:58.985	6 -	1:57.474	+ 28.340	9:43:55.789
2 -	1:30.645	+ 1.511	9:37:29.630	7 -	2:02.932	+ 33.798	9:45:58.721
3 -	1:29.583	+ 0.449	9:38:59.213	8 -	1:29.619	+ 0.485	9:47:28.340
4 -	1:29.968	+ 0.834	9:40:29.181	9 -	1:30.844	+ 1.710	9:48:59.184
5 -	1:29.134		9:41:58.315				
23	Norman NICOLL			4	MGB		
1 -	1:38.121	+ 5.870	9:35:46.796	6 -	1:56.343	+ 24.092	9:43:53.765
2 -	1:32.298	+ 0.047	9:37:19.094	7 -	2:04.799	+ 32.548	9:45:58.564
3 -	1:32.251		9:38:51.345	8 -	1:34.007	+ 1.756	9:47:32.571
4 -	1:33.080	+ 0.829	9:40:24.425	9 -	1:33.189	+ 0.938	9:49:05.760
5 -	1:32.997	+ 0.746	9:41:57.422				
24	James WILMOT-SMITH			5	Austin Healey 100		
1 -	1:54.757	+ 13.813	9:36:14.713	5 -	2:12.280	+ 31.336	9:43:42.226
2 -	1:48.949	+ 8.005	9:38:03.662	6 -	1:58.009	+ 17.065	9:45:40.235
3 -	1:45.340	+ 4.396	9:39:49.002	7 -	1:42.556	+ 1.612	9:47:22.791
4 -	1:40.944		9:41:29.946	8 -	1:41.423	+ 0.479	9:49:04.214
27	Mark HOBLE			5	Morgan Plus 4		
1 -	1:48.731	+ 17.082	9:36:11.005	6 -	1:43.970	+ 12.321	9:44:17.020
2 -	1:35.908	+ 4.259	9:37:46.913	7 -	1:46.708	+ 15.059	9:46:03.728
3 -	1:35.893	+ 4.244	9:39:22.806	8 -	1:34.357	+ 2.708	9:47:38.085
4 -	1:33.680	+ 2.031	9:40:56.486	9 -	1:31.649		9:49:09.734
5 -	1:36.564	+ 4.915	9:42:33.050				

Weather / Track : Cloudy / Dry

Donington Park National
Circuit Length = 1.9791 miles
Start: 09:33 End: 09:50

Equipe GTS

QUALIFYING - RACE 2 - LAP ANALYSIS

29	Keith AHLERS		5 Morgan Plus 4				
1 -	1:31.945	+ 4.324	9:35:35.675	6 -	2:12.809	+ 45.188	9:43:43.206
2 -	1:28.505	+ 0.884	9:37:04.180	7 -	1:57.117	+ 29.496	9:45:40.323
3 -	1:27.742	+ 0.121	9:38:31.922	8 -	1:28.097	+ 0.476	9:47:08.420
4 -	1:27.621		9:39:59.543	9 -	1:27.870	+ 0.249	9:48:36.290
5 -	1:30.854	+ 3.233	9:41:30.397				
34	Keith HAMPSON		3 Sunbeam Alpine Le Mans				
1 -	1:51.583	+ 7.399	9:42:55.381	4 -	1:45.557	+ 1.373	9:48:20.248
2 -	1:49.969	+ 5.785	9:44:45.350	5 -	1:44.184		9:50:04.432
3 -	1:49.341	+ 5.157	9:46:34.691				
38	David ALLEN		5 Triumph TR4				
1 -	1:51.304	+ 15.851	9:36:06.227	6 -	1:42.972	+ 7.519	9:44:25.527
2 -	1:38.260	+ 2.807	9:37:44.487	7 -	1:45.851	+ 10.398	9:46:11.378
3 -	1:37.865	+ 2.412	9:39:22.352	8 -	1:35.453		9:47:46.831
4 -	1:38.529	+ 3.076	9:41:00.881	9 -	1:36.140	+ 0.687	9:49:22.971
5 -	1:41.674	+ 6.221	9:42:42.555				
39	William PLANT		5 Morgan Plus 4				
1 -	1:34.312	+ 6.003	9:35:40.491	6 -	2:06.068	+ 37.759	9:43:46.408
2 -	1:29.863	+ 1.554	9:37:10.354	7 -	1:56.377	+ 28.068	9:45:42.785
3 -	1:29.289	+ 0.980	9:38:39.643	8 -	1:31.984	+ 3.675	9:47:14.769
4 -	1:29.687	+ 1.378	9:40:09.330	9 -	1:28.309		9:48:43.078
5 -	1:31.010	+ 2.701	9:41:40.340				
44	Graham COLES		4 MGA Coupe				
1 -	1:56.154	+ 22.872	9:36:10.210	6 -	1:44.179	+ 10.897	9:44:23.017
2 -	1:35.199	+ 1.917	9:37:45.409	7 -	1:45.487	+ 12.205	9:46:08.504
3 -	1:38.269	+ 4.987	9:39:23.678	8 -	1:33.282		9:47:41.786
4 -	1:37.351	+ 4.069	9:41:01.029	9 -	1:36.640	+ 3.358	9:49:18.426
5 -	1:37.809	+ 4.527	9:42:38.838				
49	Jon GROSS		4 Elva Courier				
1 -	1:54.563	+ 21.284	9:36:12.249	6 -	1:43.903	+ 10.624	9:44:31.352
2 -	1:39.772	+ 6.493	9:37:52.021	7 -	1:44.283	+ 11.004	9:46:15.635
3 -	1:37.922	+ 4.643	9:39:29.943	8 -	1:35.629	+ 2.350	9:47:51.264
4 -	1:34.153	+ 0.874	9:41:04.096	9 -	1:33.279		9:49:24.543
5 -	1:43.353	+ 10.074	9:42:47.449				
50	Alistair PUGH		2 Triumph Spitfire Le Mans				
1 -	1:54.268	+ 16.475	9:36:23.353	6 -	1:40.061	+ 2.268	9:44:51.443
2 -	1:42.070	+ 4.277	9:38:05.423	7 -	1:44.602	+ 6.809	9:46:36.045
3 -	1:39.817	+ 2.024	9:39:45.240	8 -	1:38.505	+ 0.712	9:48:14.550
4 -	1:41.339	+ 3.546	9:41:26.579	9 -	1:37.793		9:49:52.343
5 -	1:44.803	+ 7.010	9:43:11.382				
52	David BEATTY		2 Triumph Spitfire				
1 -	1:58.779	+ 12.429	9:36:10.514	5 -	2:05.624	+ 19.274	9:43:53.145
2 -	1:55.230	+ 8.880	9:38:05.744	6 -	2:06.033	+ 19.683	9:45:59.178
3 -	1:52.343	+ 5.993	9:39:58.087	7 -	1:53.890	+ 7.540	9:47:53.068
4 -	1:49.434	+ 3.084	9:41:47.521	8 -	1:46.350		9:49:39.418
54	Steve BOLDERSON		4 MGB				
1 -	1:58.518	+ 24.386	9:36:11.037	6 -	1:42.731	+ 8.599	9:44:26.172
2 -	1:38.699	+ 4.567	9:37:49.736	7 -	1:46.377	+ 12.245	9:46:12.549
3 -	1:35.224	+ 1.092	9:39:24.960	8 -	1:34.651	+ 0.519	9:47:47.200
4 -	1:36.322	+ 2.190	9:41:01.282	9 -	1:34.132		9:49:21.332
5 -	1:42.159	+ 8.027	9:42:43.441				

Weather / Track : Cloudy / Dry

Donington Park National
Circuit Length = 1.9791 miles
Start: 09:33 End: 09:50

Equipe GTS

QUALIFYING - RACE 2 - LAP ANALYSIS


57	Peter BOLDERSON		4 MGB			
1 -	1:45.781	+ 8.392	9:35:51.799	6 -	1:44.172	+ 6.783
2 -	1:39.188	+ 1.799	9:37:30.987	7 -	1:47.294	+ 9.905
3 -	1:37.920	+ 0.531	9:39:08.907	8 -	1:39.143	+ 1.754
4 -	1:37.599	+ 0.210	9:40:46.506	9 -	1:37.389	
5 -	1:44.393	+ 7.004	9:42:30.899			9:49:18.897
66	Graeme FORRESTER		4 MGB			
1 -	1:53.953	+ 5.862	9:36:20.217	2 -	1:48.091	
						9:38:08.308
68	Richard MCKOEN		5 Triumph TR4A			
1 -	1:51.736	+ 19.888	9:36:07.411	6 -	1:43.699	+ 11.851
2 -	1:37.428	+ 5.580	9:37:44.839	7 -	1:46.996	+ 15.148
3 -	1:36.216	+ 4.368	9:39:21.055	8 -	1:34.421	+ 2.573
4 -	1:33.414	+ 1.566	9:40:54.469	9 -	1:31.848	
5 -	1:37.489	+ 5.641	9:42:31.958			9:49:08.922
79	Simon SKENTELBERY		4 MGB			
1 -	1:54.696	+ 18.801	9:36:22.317	5 -	2:12.991	+ 37.096
2 -	1:44.745	+ 8.850	9:38:07.062	6 -	1:57.519	+ 21.624
3 -	1:48.977	+ 13.082	9:39:56.039	7 -	1:41.754	+ 5.859
4 -	1:35.895		9:41:31.934	8 -	1:36.799	+ 0.904
						9:49:00.997
114	Kerry WILSON		5 Austin Healey 100M			
1 -	1:50.578	+ 8.800	9:36:21.107	5 -	2:12.739	+ 30.961
2 -	1:45.391	+ 3.613	9:38:06.498	6 -	1:57.880	+ 16.102
3 -	1:43.050	+ 1.272	9:39:49.548	7 -	1:42.217	+ 0.439
4 -	1:41.778		9:41:31.326	8 -	1:43.264	+ 1.486
						9:49:07.426
124	Craig TAYLOR		4 MGB			
1 -	1:50.625	+ 15.866	9:36:13.762	6 -	1:43.517	+ 8.758
2 -	1:38.676	+ 3.917	9:37:52.438	7 -	1:44.792	+ 10.033
3 -	1:39.407	+ 4.648	9:39:31.845	8 -	1:35.314	+ 0.555
4 -	1:34.759		9:41:06.604	9 -	1:37.254	+ 2.495
5 -	1:39.082	+ 4.323	9:42:45.686			9:49:26.563
138	Nick SMITH		4 MGB			
1 -	1:41.666	+ 10.851	9:35:59.462	6 -	1:41.344	+ 10.529
2 -	1:32.437	+ 1.622	9:37:31.899	7 -	2:03.205	+ 32.390
3 -	1:34.599	+ 3.784	9:39:06.498	8 -	1:30.815	
4 -	1:33.966	+ 3.151	9:40:40.464	9 -	1:32.113	+ 1.298
5 -	1:34.443	+ 3.628	9:42:14.907			9:47:30.271
						9:49:02.384

Weather / Track : Cloudy / Dry

Donington Park National
Circuit Length = 1.9791 miles
Start: 09:33 End: 09:50

Equipe GTS

RACE 2 - GRID

ROW 13	1:48.091 66 Graeme FORRESTER		
ROW 12		1:44.184 34 Keith HAMPSON	1:46.350 52 David BEATTY
ROW 11	1:40.944 24 James WILMOT-SMITH		1:41.778 114 Kerry WILSON
ROW 10		1:37.389 57 Peter BOLDEPERSON	1:37.793 50 Alistair PUGH
ROW 9	1:35.453 38 David ALLEN		1:35.895 79 Simon SKENTELBERY
ROW 8		1:34.759 124 Craig TAYLOR	1:35.097 14 Clare JOHNSON
ROW 7	1:33.282 44 Graham COLES		1:34.132 54 Steve BOLDEPERSON
ROW 6		1:33.131 5 Steve HALL	1:33.279 49 Jon GROSS
ROW 5	1:31.848 68 Richard MCKOEN		1:32.251 23 Norman NICOLL
ROW 4		1:31.058 3 Peter BARNARD	1:31.649 27 Mark HOBLE
ROW 3	1:30.815 138 Nick SMITH		1:30.879 15 Ronald WATT
ROW 2		1:29.134 17 David BERESFORD	1:30.591 4 James WILLIS
ROW 1	1:27.621 29 Keith AHLERS		1:28.309 39 William PLANT
Pole			
			

Donington Park National
Circuit Length = 1.9791 miles

These results are provisional until the conclusion of any judicial and technical matters.

Clerk of Course :		Timekeeper :
-------------------	--	--------------

Equipe GTS

RACE 2 - CLASSIFICATION

POS	NO	CL	NAME	ENTRY	LAPS	TIME	GAP	DIFF	MPH	BEST	ON
1	29	5	Keith AHLERS	Morgan Plus 4	20	30:54.151			76.85	1:27.412	3
2	17	4	David BERESFORD	MGB	20	30:54.694	0.543	0.543	76.82	1:28.951	2
3	39	5	William PLANT	Morgan Plus 4	20	31:26.292	32.141	31.598	75.54	1:27.232	4
4	4	2	James WILLIS	MG Midget	20	32:04.494	1:10.343	38.202	74.04	1:30.725	3
5	15	4	Ronald WATT	MGB	20	32:12.127	1:17.976	7.633	73.74	1:31.043	6
6	27	5	Mark HOBLE	Morgan Plus 4	20	32:18.130	1:23.979	6.003	73.52	1:31.051	6
7	3	4	Peter BARNARD	Elva Courier	20	32:18.964	1:24.813	0.834	73.48	1:29.858	4
8	138	4	Nick SMITH	MGB	20	32:36.789	1:42.638	17.825	72.81	1:30.313	9
9	14	4	Clare JOHNSON	MGB	20	32:38.665	1:44.514	1.876	72.74	1:30.885	11
10	44	4	Graham COLES	MGA Coupe	19	30:57.568	1 lap	1 lap	72.87	1:32.150	11
11	68	5	Richard MCKOEN	Triumph TR4A	19	31:04.363	1 lap	6.795	72.60	1:31.368	5
12	5	4	Steve HALL	MGB	19	31:06.856	1 lap	2.493	72.51	1:32.169	11
13	49	4	Jon GROSS	Elva Courier	19	31:18.145	1 lap	11.289	72.07	1:31.926	4
14	54	4	Steve BOLDERSON	MGB	19	31:37.583	1 lap	19.438	71.33	1:31.329	3
15	57	4	Peter BOLDERSON	MGB	19	31:38.506	1 lap	0.923	71.30	1:33.901	4
16	38	5	David ALLEN	Triumph TR4	19	31:59.780	1 lap	21.274	70.51	1:34.720	6
17	124	4	Craig TAYLOR	MGB	19	32:20.392	1 lap	20.612	69.76	1:33.605	6
18	50	2	Alistair PUGH	Triumph Spitfire Le Mans	19	32:38.718	1 lap	18.326	69.11	1:36.143	5
19	79	4	Simon SKENTELBERY	MGB	19	32:40.108	1 lap	1.390	69.06	1:34.025	4
20	114	5	Kerry WILSON	Austin Healey 100M	18	32:17.692	2 laps	1 lap	66.18	1:39.861	3
21	52	2	David BEATTY	Triumph Spitfire	18	32:25.315	2 laps	7.623	65.92	1:42.353	9
22	24	5	James WILMOT-SMITH	Austin Healey 100	18	32:47.306	2 laps	21.991	65.18	1:37.491	4
23	34	3	Keith HAMPSON	Sunbeam Alpine Le Mans	18	32:49.383	2 laps	2.077	65.11	1:40.511	10

NOT CLASSIFIED

DNF	23	4	Norman NICOLL	MGB	8	12:24.173	12 laps	10 laps	76.59	1:31.666	5
DNF	66	4	Graeme FORRESTER	MGB	3	5:44.916	17 laps	5 laps	61.96	1:39.196	2

FASTEST LAP

39	5	William PLANT	Morgan Plus 4	4	1:27.232	81.67 mph	131.44 kph
17	4	David BERESFORD	MGB	2	1:28.951	80.09 mph	128.90 kph
4	2	James WILLIS	MG Midget	3	1:30.725	78.53 mph	126.38 kph
34	3	Keith HAMPSON	Sunbeam Alpine Le Mans	10	1:40.511	70.88 mph	114.07 kph

Weather / Track : Showers / Dry becoming wet

These results are provisional until the conclusion of any judicial and technical matters.

Donington Park National
Circuit Length = 1.9791 miles
Start: 13:16 End: 13:49

Clerk of Course :	Timekeeper :
-------------------	--------------

Equipe GTS

RACE 2 - LAP CHART

Lap 1			Lap 2			Lap 3			Lap 4			Lap 5		
No	Behind	Laptime	No	Behind	Laptime	No	Behind	Laptime	No	Behind	Laptime	No	Behind	Laptime
29		1:30.914	29		1:27.699	29		1:27.412	29		1:27.819	29		1:28.203
39	0.732	1:31.646	39	0.737	1:27.704	39	1.147	1:27.822	39	0.560	1:27.232	39	0.449	1:28.092
17	1.431	1:32.345	17	2.683	1:28.951	17	4.577	1:29.306	17	5.767	1:29.009	17	6.599	1:29.035
4	2.710	1:33.624	4	5.812	1:30.801	4	9.125	1:30.725	4	12.466	1:31.160	4	15.482	1:31.219
3	4.738	1:35.652	3	7.781	1:30.742	3	11.462	1:31.093	3	13.501	1:29.858	3	15.833	1:30.535
138	5.001	1:35.915	138	8.914	1:31.612	138	12.720	1:31.218	138	16.981	1:32.080	27	21.990	1:31.980
27	5.669	1:36.583	27	9.891	1:31.921	27	14.179	1:31.700	27	18.213	1:31.853	15	22.829	1:31.573
15	6.138	1:37.052	15	10.544	1:32.105	23	15.262	1:31.699	15	19.459	1:32.002	138	23.419	1:34.641
23	6.708	1:37.622	23	10.975	1:31.966	15	15.276	1:32.144	23	20.176	1:32.733	23	23.639	1:31.666
68	7.015	1:37.929	68	11.828	1:32.512	68	15.792	1:31.376	54	20.431	1:32.082	68	24.032	1:31.368
54	7.706	1:38.620	54	12.251	1:32.244	54	16.168	1:31.329	68	20.867	1:32.894	49	29.361	1:33.034
49	8.731	1:39.645	49	15.148	1:34.116	49	20.423	1:32.687	49	24.530	1:31.926	14	30.957	1:32.619
5	9.362	1:40.276	5	15.645	1:33.982	5	21.259	1:33.026	5	26.102	1:32.662	5	31.486	1:33.587
14	10.703	1:41.617	14	17.113	1:34.109	14	22.220	1:32.519	14	26.541	1:32.140	44	31.549	1:32.287
44	12.177	1:43.091	44	17.956	1:33.478	44	23.093	1:32.549	44	27.465	1:32.191	79	43.491	1:34.144
50	14.322	1:45.236	38	23.249	1:36.328	79	31.344	1:35.139	79	37.550	1:34.025	38	46.882	1:35.777
38	14.620	1:45.534	79	23.617	1:36.446	38	31.505	1:35.668	38	39.308	1:35.622	57	47.131	1:35.259
79	14.870	1:45.784	50	24.314	1:37.691	57	33.993	1:36.544	57	40.075	1:33.901	124	50.229	1:34.200
57	15.563	1:46.477	57	24.861	1:36.997	50	34.210	1:37.308	124	44.232	1:34.678	50	52.203	1:36.143
24	15.819	1:46.733	66	27.629	1:39.196	124	37.373	1:35.446	50	44.263	1:37.872	24	59.655	1:39.430
66	16.132	1:47.046	24	27.674	1:39.554	24	38.756	1:38.494	24	48.428	1:37.491	54	1:02.826	2:10.598
34	17.981	1:48.895	124	29.339	1:38.259	114	45.045	1:39.861	114	57.147	1:39.921	114	1:09.984	1:41.040
114	18.307	1:49.221	34	32.304	1:42.022	34	47.632	1:42.740	34	1:00.917	1:41.104	34	1:13.808	1:41.094
124	18.779	1:49.693	114	32.596	1:41.988	52	55.789	1:44.354	52	1:13.076	1:45.106			
52	22.994	1:53.908	52	38.847	1:43.552	66	1:18.891	2:18.674 P						

Weather / Track : Showers / Dry becoming wet

Donington Park National
Circuit Length = 1.9791 miles
Start: 13:16 End: 13:49

Equipe GTS

RACE 2 - LAP CHART

Lap 6			Lap 7			Lap 8			Lap 9			Lap 10		
No	Behind	Laptime	No	Behind	Laptime	No	Behind	Laptime	No	Behind	Laptime	No	Behind	Laptime
29		1:28.073	29		1:29.090	29		1:29.040	29		1:29.141	29		1:29.580
39	0.151	1:27.775	39	0.390	1:29.329	39	0.358	1:29.008	39	0.112	1:28.895	39	0.364	1:29.832
52	1 LAP	1:46.373	17	8.459	1:30.030	114	1 LAP	1:41.957	24	1 LAP	1:38.369	24	1 LAP	1:37.753
17	7.519	1:28.993	3	19.095	1:29.998	17	8.897	1:29.478	17	10.002	1:30.246	17	9.818	1:29.396
3	18.187	1:30.427	52	1 LAP	1:45.415	34	1 LAP	1:42.618	114	1 LAP	1:41.791	3	23.369	1:31.057
4	19.422	1:32.013	4	22.614	1:32.282	3	20.640	1:30.585	3	21.892	1:30.393	114	1 LAP	1:41.439
27	24.968	1:31.051	27	27.742	1:31.864	4	25.174	1:31.600	34	1 LAP	1:42.237	4	30.718	1:32.193
15	25.799	1:31.043	15	28.456	1:31.747	27	30.628	1:31.926	4	28.105	1:32.072	27	35.346	1:31.469
138	26.495	1:31.149	138	28.457	1:31.052	138	32.308	1:32.891	27	33.457	1:31.970	138	37.028	1:33.128
23	27.616	1:32.050	68	30.282	1:31.500	68	33.153	1:31.911	138	33.480	1:30.313	68	37.356	1:31.483
68	27.872	1:31.913	23	31.468	1:32.942	15	34.215	1:34.799	68	35.453	1:31.441	34	1 LAP	1:42.536
49	33.795	1:32.507	49	36.657	1:31.952	23	35.923	1:33.495	15	36.752	1:31.678	15	39.083	1:31.911
14	34.251	1:31.367	14	37.166	1:32.005	52	1 LAP	1:47.448	14	44.376	1:33.288	14	46.757	1:31.961
5	35.595	1:32.182	5	39.040	1:32.535	49	39.608	1:31.991	49	44.657	1:34.190	49	47.806	1:32.729
44	36.410	1:32.934	44	40.072	1:32.752	14	40.229	1:32.103	5	46.137	1:32.900	5	48.970	1:32.413
79	49.937	1:34.519	79	56.742	1:35.895	5	42.378	1:32.378	44	46.958	1:32.617	44	49.589	1:32.211
38	53.529	1:34.720	38	59.435	1:34.996	44	43.482	1:32.450	52	1 LAP	1:43.808	52	1 LAP	1:42.353
57	54.087	1:35.029	57	59.859	1:34.862	79	1:01.826	1:34.124	79	1:07.355	1:34.670	79	1:12.852	1:35.077
124	55.761	1:33.605	124	1:00.582	1:33.911	38	1:05.443	1:35.048	38	1:11.340	1:35.038	38	1:17.715	1:35.955
50	1:01.466	1:37.336	50	1:09.690	1:37.314	57	1:07.386	1:36.567	124	1:13.469	1:34.813	124	1:18.063	1:34.174
54	1:10.495	1:35.742	54	1:13.860	1:32.455	124	1:07.797	1:36.255	57	1:14.708	1:36.463	57	1:20.734	1:35.606
24	1:11.248	1:39.666	24	1:20.065	1:37.907	50	1:18.287	1:37.637	54	1:27.419	1:34.897			
114	1:22.189	1:40.278				54	1:21.663	1:36.843	50	1:28.031	1:38.885			
34	1:26.978	1:41.243												

Weather / Track : Showers / Dry becoming wet

Donington Park National
Circuit Length = 1.9791 miles
Start: 13:16 End: 13:49

Equipe GTS

RACE 2 - LAP CHART

Lap 11			Lap 12			Lap 13			Lap 14			Lap 15		
No	Behind	Laptime	No	Behind	Laptime	No	Behind	Laptime	No	Behind	Laptime	No	Behind	Laptime
29		1:28.664	29		1:29.488	29		1:29.245	29		1:29.939	29		1:35.175
39	0.390	1:28.690	39	0.156	1:29.254	39	0.374	1:29.463	39	0.618	1:30.183	39	0.406	1:34.963
54	1 LAP	1:35.234	54	1 LAP	1:33.642	38	1 LAP	1:38.337	79	1 LAP	1:40.603	114	2 LAPS	1:49.061
50	1 LAP	1:37.423	17	10.355	1:29.192	124	1 LAP	1:38.838	38	1 LAP	1:37.559	34	2 LAPS	1:52.530
17	10.651	1:29.497	50	1 LAP	1:38.189	57	1 LAP	1:36.813	124	1 LAP	1:37.467	17	11.679	1:35.147
24	1 LAP	1:38.278	24	1 LAP	1:38.754	52	2 LAPS	1:44.761	17	11.707	1:30.946	124	1 LAP	1:42.549
3	25.320	1:30.615	3	27.498	1:31.666	17	10.700	1:29.590	57	1 LAP	1:37.546	57	1 LAP	1:44.625
4	33.544	1:31.490	4	36.215	1:32.159	54	1 LAP	1:33.968	54	1 LAP	1:34.978	54	1 LAP	1:41.717
27	38.789	1:32.107	27	42.465	1:33.164	50	1 LAP	1:40.828	52	2 LAPS	1:43.561	79	1 LAP	1:53.289
138	39.548	1:31.184	68	43.590	1:32.558	3	30.789	1:32.536	3	34.618	1:33.768	38	1 LAP	1:57.326
68	40.520	1:31.828	15	46.167	1:31.989	24	1 LAP	1:43.045	50	1 LAP	1:41.289	52	2 LAPS	1:49.981
15	43.666	1:33.247	138	50.326	1:40.266	4	41.207	1:34.237	4	46.267	1:34.999	50	1 LAP	1:48.929
114	1 LAP	1:43.471	14	50.912	1:31.422	27	47.071	1:33.851	27	52.882	1:35.750	3	52.985	1:53.542
14	48.978	1:30.885	49	57.017	1:35.298	68	47.502	1:33.157	68	53.630	1:36.067	4	52.995	1:41.903
34	1 LAP	1:40.511	5	57.870	1:34.883	15	52.891	1:35.969	24	1 LAP	1:44.734	27	1:03.571	1:45.864
49	51.207	1:32.065	44	58.502	1:34.915	14	54.649	1:32.982	14	57.527	1:32.817	15	1:06.379	1:43.687
5	52.475	1:32.169	114	1 LAP	1:46.313	138	56.045	1:34.964	15	57.867	1:34.915	68	1:07.503	1:49.048
44	53.075	1:32.150	34	1 LAP	1:44.859	5	1:03.719	1:35.094	138	1:00.056	1:33.950	138	1:10.558	1:45.677
79	1:19.333	1:35.145	79	1:27.360	1:37.515	49	1:04.671	1:36.899	5	1:09.100	1:35.320	14	1:14.479	1:52.127
52	1 LAP	1:44.287				44	1:05.049	1:35.792	49	1:10.915	1:36.183	5	1:22.191	1:48.266
124	1:24.016	1:34.617				114	1 LAP	1:43.777	44	1:11.408	1:36.298	44	1:23.317	1:47.084
38	1:24.243	1:35.192				34	1 LAP	1:43.441				49	1:26.470	1:50.730
57	1:27.549	1:35.479										24	1 LAP	2:08.744

Weather / Track : Showers / Dry becoming wet

Donington Park National
Circuit Length = 1.9791 miles
Start: 13:16 End: 13:49

Equipe GTS

RACE 2 - LAP CHART

Lap 16			Lap 17			Lap 18			Lap 19			Lap 20		
No	Behind	Laptime	No	Behind	Laptime	No	Behind	Laptime	No	Behind	Laptime	No	Behind	Laptime
29		1:39.375	29		1:42.377	29		1:45.759	29		1:44.346	29		1:42.812
39	1.645	1:40.614	39	5.390	1:46.122	49	1 LAP	1:54.972	17	3.176	1:40.680	17	0.543	1:40.179
17	11.139	1:38.835	24	2 LAPS	1:57.733	17	6.842	1:42.510	5	1 LAP	1:57.420	44	1 LAP	1:48.091
114	2 LAPS	1:56.310	17	10.091	1:41.329	39	10.309	1:50.678	49	1 LAP	1:53.070	68	1 LAP	1:53.732
124	1 LAP	1:46.577	114	2 LAPS	1:59.032	57	1 LAP	1:48.735	39	14.402	1:48.439	5	1 LAP	1:50.587
57	1 LAP	1:44.318	57	1 LAP	1:49.034	54	1 LAP	1:51.028	57	1 LAP	1:47.038	49	1 LAP	1:53.414
54	1 LAP	1:44.325	54	1 LAP	1:47.710	114	2 LAPS	2:03.959	54	1 LAP	1:44.929	39	32.141	2:00.551
34	2 LAPS	2:03.030	38	1 LAP	1:50.447	38	1 LAP	1:49.533	38	1 LAP	1:49.936	54	1 LAP	1:45.242
38	1 LAP	1:48.346	34	2 LAPS	2:05.330	124	1 LAP	1:52.726	114	2 LAPS	1:58.868	57	1 LAP	1:47.213
79	1 LAP	1:56.603	124	1 LAP	2:12.098	4	1:04.991	1:47.679	4	1:07.343	1:46.698	38	1 LAP	1:48.418
52	2 LAPS	1:52.597	52	2 LAPS	1:55.441	52	2 LAPS	1:56.526	124	1 LAP	1:50.428	4	1:10.343	1:45.812
4	58.498	1:44.878	79	1 LAP	2:01.288	34	2 LAPS	2:06.931	15	1:18.591	1:46.519	15	1:17.976	1:42.197
3	1:02.560	1:48.950	4	1:03.071	1:46.950	3	1:15.323	1:50.551	3	1:20.098	1:49.121	114	2 LAPS	1:59.405
50	1 LAP	1:50.142	3	1:10.531	1:50.348	24	2 LAPS	2:56.094	27	1:20.728	1:49.058	27	1:23.979	1:46.063
27	1:09.184	1:44.988	27	1:13.669	1:46.862	27	1:16.016	1:48.106	52	2 LAPS	1:54.158	3	1:24.813	1:47.527
15	1:11.733	1:44.729	50	1 LAP	1:54.097	15	1:16.418	1:46.546	79	1 LAP	1:57.339	124	1 LAP	2:00.058
138	1:18.604	1:47.421	15	1:15.631	1:46.275	79	1 LAP	2:00.952	50	1 LAP	1:53.487	52	2 LAPS	1:51.686
68	1:19.639	1:51.511	138	1:25.204	1:48.977	50	1 LAP	1:54.255	138	1:34.114	1:47.270	138	1:42.638	1:51.336
14	1:21.192	1:46.088	14	1:30.589	1:51.774	138	1:31.190	1:51.745	34	2 LAPS	2:04.953	14	1:44.514	1:49.689
5	1:30.017	1:47.201	68	1:33.293	1:56.031	14	1:35.179	1:50.349	24	2 LAPS	2:06.079	50	1 LAP	1:54.657
44	1:30.909	1:46.967	5	1:37.615	1:49.975	44	1:42.484	1:49.810	14	1:37.637	1:46.804	79	1 LAP	1:57.551
49	1:37.832	1:50.737	44	1:38.433	1:49.901	68	1:43.638	1:56.104				24	2 LAPS	1:58.448
												34	2 LAPS	2:03.309

Weather / Track : Showers / Dry becoming wet

Donington Park National
Circuit Length = 1.9791 miles
Start: 13:16 End: 13:49

Equipe GTS

RACE 2 - LAP ANALYSIS

3	Peter BARNARD			4	Elva Courier		
1 -	1:35.652	+ 5.794	13:17:49.621	11 -	1:30.615	+ 0.757	13:32:54.924
2 -	1:30.742	+ 0.884	13:19:20.363	12 -	1:31.666	+ 1.808	13:34:26.590
3 -	1:31.093	+ 1.235	13:20:51.456	13 -	1:32.536	+ 2.678	13:35:59.126
4 -	1:29.858		13:22:21.314	14 -	1:33.768	+ 3.910	13:37:32.894
5 -	1:30.535	+ 0.677	13:23:51.849	15 -	1:53.542	+ 23.684	13:39:26.436
6 -	1:30.427	+ 0.569	13:25:22.276	16 -	1:48.950	+ 19.092	13:41:15.386
7 -	1:29.998	+ 0.140	13:26:52.274	17 -	1:50.348	+ 20.490	13:43:05.734
8 -	1:30.585	+ 0.727	13:28:22.859	18 -	1:50.551	+ 20.693	13:44:56.285
9 -	1:30.393	+ 0.535	13:29:53.252	19 -	1:49.121	+ 19.263	13:46:45.406
10 -	1:31.057	+ 1.199	13:31:24.309	20 -	1:47.527	+ 17.669	13:48:32.933
4	James WILLIS			2	MG Midget		
1 -	1:33.624	+ 2.899	13:17:47.593	11 -	1:31.490	+ 0.765	13:33:03.148
2 -	1:30.801	+ 0.076	13:19:18.394	12 -	1:32.159	+ 1.434	13:34:35.307
3 -	1:30.725		13:20:49.119	13 -	1:34.237	+ 3.512	13:36:09.544
4 -	1:31.160	+ 0.435	13:22:20.279	14 -	1:34.999	+ 4.274	13:37:44.543
5 -	1:31.219	+ 0.494	13:23:51.498	15 -	1:41.903	+ 11.178	13:39:26.446
6 -	1:32.013	+ 1.288	13:25:23.511	16 -	1:44.878	+ 14.153	13:41:11.324
7 -	1:32.282	+ 1.557	13:26:55.793	17 -	1:46.950	+ 16.225	13:42:58.274
8 -	1:31.600	+ 0.875	13:28:27.393	18 -	1:47.679	+ 16.954	13:44:45.953
9 -	1:32.072	+ 1.347	13:29:59.465	19 -	1:46.698	+ 15.973	13:46:32.651
10 -	1:32.193	+ 1.468	13:31:31.658	20 -	1:45.812	+ 15.087	13:48:18.463
5	Steve HALL			4	MGB		
1 -	1:40.276	+ 8.107	13:17:54.245	11 -	1:32.169		13:33:22.079
2 -	1:33.982	+ 1.813	13:19:28.227	12 -	1:34.883	+ 2.714	13:34:56.962
3 -	1:33.026	+ 0.857	13:21:01.253	13 -	1:35.094	+ 2.925	13:36:32.056
4 -	1:32.662	+ 0.493	13:22:33.915	14 -	1:35.320	+ 3.151	13:38:07.376
5 -	1:33.587	+ 1.418	13:24:07.502	15 -	1:48.266	+ 16.097	13:39:55.642
6 -	1:32.182	+ 0.013	13:25:39.684	16 -	1:47.201	+ 15.032	13:41:42.843
7 -	1:32.535	+ 0.366	13:27:12.219	17 -	1:49.975	+ 17.806	13:43:32.818
8 -	1:32.378	+ 0.209	13:28:44.597	18 -	1:57.420	+ 25.251	13:45:30.238
9 -	1:32.900	+ 0.731	13:30:17.497	19 -	1:50.587	+ 18.418	13:47:20.825
10 -	1:32.413	+ 0.244	13:31:49.910				
14	Clare JOHNSON			4	MGB		
1 -	1:41.617	+ 10.732	13:17:55.586	11 -	1:30.885		13:33:18.582
2 -	1:34.109	+ 3.224	13:19:29.695	12 -	1:31.422	+ 0.537	13:34:50.004
3 -	1:32.519	+ 1.634	13:21:02.214	13 -	1:32.982	+ 2.097	13:36:22.986
4 -	1:32.140	+ 1.255	13:22:34.354	14 -	1:32.817	+ 1.932	13:37:55.803
5 -	1:32.619	+ 1.734	13:24:06.973	15 -	1:52.127	+ 21.242	13:39:47.930
6 -	1:31.367	+ 0.482	13:25:38.340	16 -	1:46.088	+ 15.203	13:41:34.018
7 -	1:32.005	+ 1.120	13:27:10.345	17 -	1:51.774	+ 20.889	13:43:25.792
8 -	1:32.103	+ 1.218	13:28:42.448	18 -	1:50.349	+ 19.464	13:45:16.141
9 -	1:33.288	+ 2.403	13:30:15.736	19 -	1:46.804	+ 15.919	13:47:02.945
10 -	1:31.961	+ 1.076	13:31:47.697	20 -	1:49.689	+ 18.804	13:48:52.634
15	Ronald WATT			4	MGB		
1 -	1:37.052	+ 6.009	13:17:51.021	11 -	1:33.247	+ 2.204	13:33:13.270
2 -	1:32.105	+ 1.062	13:19:23.126	12 -	1:31.989	+ 0.946	13:34:45.259
3 -	1:32.144	+ 1.101	13:20:55.270	13 -	1:35.969	+ 4.926	13:36:21.228
4 -	1:32.002	+ 0.959	13:22:27.272	14 -	1:34.915	+ 3.872	13:37:56.143
5 -	1:31.573	+ 0.530	13:23:58.845	15 -	1:43.687	+ 12.644	13:39:39.830
6 -	1:31.043		13:25:29.888	16 -	1:44.729	+ 13.686	13:41:24.559
7 -	1:31.747	+ 0.704	13:27:01.635	17 -	1:46.275	+ 15.232	13:43:10.834
8 -	1:34.799	+ 3.756	13:28:36.434	18 -	1:46.546	+ 15.503	13:44:57.380
9 -	1:31.678	+ 0.635	13:30:08.112	19 -	1:46.519	+ 15.476	13:46:43.899
10 -	1:31.911	+ 0.868	13:31:40.023	20 -	1:42.197	+ 11.154	13:48:26.096
17	David BERESFORD			4	MGB		
1 -	1:32.345	+ 3.394	13:17:46.314	11 -	1:29.497	+ 0.546	13:32:40.255

Weather / Track : Showers / Dry becoming wet

Donington Park National
Circuit Length = 1.9791 miles
Start: 13:16 End: 13:49

Equipe GTS

RACE 2 - LAP ANALYSIS

2 -	1:28.951		13:19:15.265	12 -	1:29.192	+ 0.241	13:34:09.447
3 -	1:29.306	+ 0.355	13:20:44.571	13 -	1:29.590	+ 0.639	13:35:39.037
4 -	1:29.009	+ 0.058	13:22:13.580	14 -	1:30.946	+ 1.995	13:37:09.983
5 -	1:29.035	+ 0.084	13:23:42.615	15 -	1:35.147	+ 6.196	13:38:45.130
6 -	1:28.993	+ 0.042	13:25:11.608	16 -	1:38.835	+ 9.884	13:40:23.965
7 -	1:30.030	+ 1.079	13:26:41.638	17 -	1:41.329	+ 12.378	13:42:05.294
8 -	1:29.478	+ 0.527	13:28:11.116	18 -	1:42.510	+ 13.559	13:43:47.804
9 -	1:30.246	+ 1.295	13:29:41.362	19 -	1:40.680	+ 11.729	13:45:28.484
10 -	1:29.396	+ 0.445	13:31:10.758	20 -	1:40.179	+ 11.228	13:47:08.663
23	Norman NICOLL			4	MGB		
1 -	1:37.622	+ 5.956	13:17:51.591	5 -	1:31.666		13:23:59.655
2 -	1:31.966	+ 0.300	13:19:23.557	6 -	1:32.050	+ 0.384	13:25:31.705
3 -	1:31.699	+ 0.033	13:20:55.256	7 -	1:32.942	+ 1.276	13:27:04.647
4 -	1:32.733	+ 1.067	13:22:27.989	8 -	1:33.495	+ 1.829	13:28:38.142
24	James WILMOT-SMITH			5	Austin Healey 100		
1 -	1:46.733	+ 9.242	13:18:00.702	10 -	1:38.278	+ 0.787	13:32:47.644
2 -	1:39.554	+ 2.063	13:19:40.256	11 -	1:38.754	+ 1.263	13:34:26.398
3 -	1:38.494	+ 1.003	13:21:18.750	12 -	1:43.045	+ 5.554	13:36:09.443
4 -	1:37.491		13:22:56.241	13 -	1:44.734	+ 7.243	13:37:54.177
5 -	1:39.430	+ 1.939	13:24:35.671	14 -	2:08.744	+ 31.253	13:40:02.921
6 -	1:39.666	+ 2.175	13:26:15.337	15 -	1:57.733	+ 20.242	13:42:00.654
7 -	1:37.907	+ 0.416	13:27:53.244	16 -	2:56.094	+ 1:18.603	13:44:56.748
8 -	1:38.369	+ 0.878	13:29:31.613	17 -	2:06.079	+ 28.588	13:47:02.827
9 -	1:37.753	+ 0.262	13:31:09.366	18 -	1:58.448	+ 20.957	13:49:01.275
27	Mark HOBLE			5	Morgan Plus 4		
1 -	1:36.583	+ 5.532	13:17:50.552	11 -	1:32.107	+ 1.056	13:33:08.393
2 -	1:31.921	+ 0.870	13:19:22.473	12 -	1:33.164	+ 2.113	13:34:41.557
3 -	1:31.700	+ 0.649	13:20:54.173	13 -	1:33.851	+ 2.800	13:36:15.408
4 -	1:31.853	+ 0.802	13:22:26.026	14 -	1:35.750	+ 4.699	13:37:51.158
5 -	1:31.980	+ 0.929	13:23:58.006	15 -	1:45.864	+ 14.813	13:39:37.022
6 -	1:31.051		13:25:29.057	16 -	1:44.988	+ 13.937	13:41:22.010
7 -	1:31.864	+ 0.813	13:27:00.921	17 -	1:46.862	+ 15.811	13:43:08.872
8 -	1:31.926	+ 0.875	13:28:32.847	18 -	1:48.106	+ 17.055	13:44:56.978
9 -	1:31.970	+ 0.919	13:30:04.817	19 -	1:49.058	+ 18.007	13:46:46.036
10 -	1:31.469	+ 0.418	13:31:36.286	20 -	1:46.063	+ 15.012	13:48:32.099
29	Keith AHLERS			5	Morgan Plus 4		
1 -	1:30.914	+ 3.502	13:17:44.883	11 -	1:28.664	+ 1.252	13:32:29.604
2 -	1:27.699	+ 0.287	13:19:12.582	12 -	1:29.488	+ 2.076	13:33:59.092
3 -	1:27.412		13:20:39.994	13 -	1:29.245	+ 1.833	13:35:28.337
4 -	1:27.819	+ 0.407	13:22:07.813	14 -	1:29.939	+ 2.527	13:36:58.276
5 -	1:28.203	+ 0.791	13:23:36.016	15 -	1:35.175	+ 7.763	13:38:33.451
6 -	1:28.073	+ 0.661	13:25:04.089	16 -	1:39.375	+ 11.963	13:40:12.826
7 -	1:29.090	+ 1.678	13:26:33.179	17 -	1:42.377	+ 14.965	13:41:55.203
8 -	1:29.040	+ 1.628	13:28:02.219	18 -	1:45.759	+ 18.347	13:43:40.962
9 -	1:29.141	+ 1.729	13:29:31.360	19 -	1:44.346	+ 16.934	13:45:25.308
10 -	1:29.580	+ 2.168	13:31:00.940	20 -	1:42.812	+ 15.400	13:47:08.120
34	Keith HAMPSON			3	Sunbeam Alpine Le Mans		
1 -	1:48.895	+ 8.384	13:18:02.864	10 -	1:40.511		13:33:18.969
2 -	1:42.022	+ 1.511	13:19:44.886	11 -	1:44.859	+ 4.348	13:35:03.828
3 -	1:42.740	+ 2.229	13:21:27.626	12 -	1:43.441	+ 2.930	13:36:47.269
4 -	1:41.104	+ 0.593	13:23:08.730	13 -	1:52.530	+ 12.019	13:38:39.799
5 -	1:41.094	+ 0.583	13:24:49.824	14 -	2:03.030	+ 22.519	13:40:42.829
6 -	1:41.243	+ 0.732	13:26:31.067	15 -	2:05.330	+ 24.819	13:42:48.159
7 -	1:42.618	+ 2.107	13:28:13.685	16 -	2:06.931	+ 26.420	13:44:55.090
8 -	1:42.237	+ 1.726	13:29:55.922	17 -	2:04.953	+ 24.442	13:47:00.043
9 -	1:42.536	+ 2.025	13:31:38.458	18 -	2:03.309	+ 22.798	13:49:03.352

Weather / Track : Showers / Dry becoming wet

Donington Park National
Circuit Length = 1.9791 miles
Start: 13:16 End: 13:49

Equipe GTS

RACE 2 - LAP ANALYSIS

38	David ALLEN		5 Triumph TR4				
1 -	1:45.534	+ 10.814	13:17:59.503	11 -	1:35.192	+ 0.472	13:33:53.847
2 -	1:36.328	+ 1.608	13:19:35.831	12 -	1:38.337	+ 3.617	13:35:32.184
3 -	1:35.668	+ 0.948	13:21:11.499	13 -	1:37.559	+ 2.839	13:37:09.743
4 -	1:35.622	+ 0.902	13:22:47.121	14 -	1:57.326	+ 22.606	13:39:07.069
5 -	1:35.777	+ 1.057	13:24:22.898	15 -	1:48.346	+ 13.626	13:40:55.415
6 -	1:34.720		13:25:57.618	16 -	1:50.447	+ 15.727	13:42:45.862
7 -	1:34.996	+ 0.276	13:27:32.614	17 -	1:49.533	+ 14.813	13:44:35.395
8 -	1:35.048	+ 0.328	13:29:07.662	18 -	1:49.936	+ 15.216	13:46:25.331
9 -	1:35.038	+ 0.318	13:30:42.700	19 -	1:48.418	+ 13.698	13:48:13.749
10 -	1:35.955	+ 1.235	13:32:18.655				
39	William PLANT		5 Morgan Plus 4				
1 -	1:31.646	+ 4.414	13:17:45.615	11 -	1:28.690	+ 1.458	13:32:29.994
2 -	1:27.704	+ 0.472	13:19:13.319	12 -	1:29.254	+ 2.022	13:33:59.248
3 -	1:27.822	+ 0.590	13:20:41.141	13 -	1:29.463	+ 2.231	13:35:28.711
4 -	1:27.232		13:22:08.373	14 -	1:30.183	+ 2.951	13:36:58.894
5 -	1:28.092	+ 0.860	13:23:36.465	15 -	1:34.963	+ 7.731	13:38:33.857
6 -	1:27.775	+ 0.543	13:25:04.240	16 -	1:40.614	+ 13.382	13:40:14.471
7 -	1:29.329	+ 2.097	13:26:33.569	17 -	1:46.122	+ 18.890	13:42:00.593
8 -	1:29.008	+ 1.776	13:28:02.577	18 -	1:50.678	+ 23.446	13:43:51.271
9 -	1:28.895	+ 1.663	13:29:31.472	19 -	1:48.439	+ 21.207	13:45:39.710
10 -	1:29.832	+ 2.600	13:31:01.304	20 -	2:00.551	+ 33.319	13:47:40.261
44	Graham COLES		4 MGA Coupe				
1 -	1:43.091	+ 10.941	13:17:57.060	11 -	1:32.150		13:33:22.679
2 -	1:33.478	+ 1.328	13:19:30.538	12 -	1:34.915	+ 2.765	13:34:57.594
3 -	1:32.549	+ 0.399	13:21:03.087	13 -	1:35.792	+ 3.642	13:36:33.386
4 -	1:32.191	+ 0.041	13:22:35.278	14 -	1:36.298	+ 4.148	13:38:09.684
5 -	1:32.287	+ 0.137	13:24:07.565	15 -	1:47.084	+ 14.934	13:39:56.768
6 -	1:32.934	+ 0.784	13:25:40.499	16 -	1:46.967	+ 14.817	13:41:43.735
7 -	1:32.752	+ 0.602	13:27:13.251	17 -	1:49.901	+ 17.751	13:43:33.636
8 -	1:32.450	+ 0.300	13:28:45.701	18 -	1:49.810	+ 17.660	13:45:23.446
9 -	1:32.617	+ 0.467	13:30:18.318	19 -	1:48.091	+ 15.941	13:47:11.537
10 -	1:32.211	+ 0.061	13:31:50.529				
49	Jon GROSS		4 Elva Courier				
1 -	1:39.645	+ 7.719	13:17:53.614	11 -	1:32.065	+ 0.139	13:33:20.811
2 -	1:34.116	+ 2.190	13:19:27.730	12 -	1:35.298	+ 3.372	13:34:56.109
3 -	1:32.687	+ 0.761	13:21:00.417	13 -	1:36.899	+ 4.973	13:36:33.008
4 -	1:31.926		13:22:32.343	14 -	1:36.183	+ 4.257	13:38:09.191
5 -	1:33.034	+ 1.108	13:24:05.377	15 -	1:50.730	+ 18.804	13:39:59.921
6 -	1:32.507	+ 0.581	13:25:37.884	16 -	1:50.737	+ 18.811	13:41:50.658
7 -	1:31.952	+ 0.026	13:27:09.836	17 -	1:54.972	+ 23.046	13:43:45.630
8 -	1:31.991	+ 0.065	13:28:41.827	18 -	1:53.070	+ 21.144	13:45:38.700
9 -	1:34.190	+ 2.264	13:30:16.017	19 -	1:53.414	+ 21.488	13:47:32.114
10 -	1:32.729	+ 0.803	13:31:48.746				
50	Alistair PUGH		2 Triumph Spitfire Le Mans				
1 -	1:45.236	+ 9.093	13:17:59.205	11 -	1:38.189	+ 2.046	13:34:15.003
2 -	1:37.691	+ 1.548	13:19:36.896	12 -	1:40.828	+ 4.685	13:35:55.831
3 -	1:37.308	+ 1.165	13:21:14.204	13 -	1:41.289	+ 5.146	13:37:37.120
4 -	1:37.872	+ 1.729	13:22:52.076	14 -	1:48.929	+ 12.786	13:39:26.049
5 -	1:36.143		13:24:28.219	15 -	1:50.142	+ 13.999	13:41:16.191
6 -	1:37.336	+ 1.193	13:26:05.555	16 -	1:54.097	+ 17.954	13:43:10.288
7 -	1:37.314	+ 1.171	13:27:42.869	17 -	1:54.255	+ 18.112	13:45:04.543
8 -	1:37.637	+ 1.494	13:29:20.506	18 -	1:53.487	+ 17.344	13:46:58.030
9 -	1:38.885	+ 2.742	13:30:59.391	19 -	1:54.657	+ 18.514	13:48:52.687
10 -	1:37.423	+ 1.280	13:32:36.814				
52	David BEATTY		2 Triumph Spitfire				
1 -	1:53.908	+ 11.555	13:18:07.877	10 -	1:44.287	+ 1.934	13:33:50.573

Weather / Track : Showers / Dry becoming wet

Donington Park National
Circuit Length = 1.9791 miles
Start: 13:16 End: 13:49

Equipe GTS

RACE 2 - LAP ANALYSIS

2 -	1:43.552	+ 1.199	13:19:51.429	11 -	1:44.761	+ 2.408	13:35:35.334
3 -	1:44.354	+ 2.001	13:21:35.783	12 -	1:43.561	+ 1.208	13:37:18.895
4 -	1:45.106	+ 2.753	13:23:20.889	13 -	1:49.981	+ 7.628	13:39:08.876
5 -	1:46.373	+ 4.020	13:25:07.262	14 -	1:52.597	+ 10.244	13:41:01.473
6 -	1:45.415	+ 3.062	13:26:52.677	15 -	1:55.441	+ 13.088	13:42:56.914
7 -	1:47.448	+ 5.095	13:28:40.125	16 -	1:56.526	+ 14.173	13:44:53.440
8 -	1:43.808	+ 1.455	13:30:23.933	17 -	1:54.158	+ 11.805	13:46:47.598
9 -	1:42.353		13:32:06.286	18 -	1:51.686	+ 9.333	13:48:39.284
54	Steve BOLDERSON			4	MGB		
1 -	1:38.620	+ 7.291	13:17:52.589	11 -	1:33.642	+ 2.313	13:34:07.655
2 -	1:32.244	+ 0.915	13:19:24.833	12 -	1:33.968	+ 2.639	13:35:41.623
3 -	1:31.329		13:20:56.162	13 -	1:34.978	+ 3.649	13:37:16.601
4 -	1:32.082	+ 0.753	13:22:28.244	14 -	1:41.717	+ 10.388	13:38:58.318
5 -	2:10.598	+ 39.269	13:24:38.842	15 -	1:44.325	+ 12.996	13:40:42.643
6 -	1:35.742	+ 4.413	13:26:14.584	16 -	1:47.710	+ 16.381	13:42:30.353
7 -	1:32.455	+ 1.126	13:27:47.039	17 -	1:51.028	+ 19.699	13:44:21.381
8 -	1:36.843	+ 5.514	13:29:23.882	18 -	1:44.929	+ 13.600	13:46:06.310
9 -	1:34.897	+ 3.568	13:30:58.779	19 -	1:45.242	+ 13.913	13:47:51.552
10 -	1:35.234	+ 3.905	13:32:34.013				
57	Peter BOLDERSON			4	MGB		
1 -	1:46.477	+ 12.576	13:18:00.446	11 -	1:35.479	+ 1.578	13:33:57.153
2 -	1:36.997	+ 3.096	13:19:37.443	12 -	1:36.813	+ 2.912	13:35:33.966
3 -	1:36.544	+ 2.643	13:21:13.987	13 -	1:37.546	+ 3.645	13:37:11.512
4 -	1:33.901		13:22:47.888	14 -	1:44.625	+ 10.724	13:38:56.137
5 -	1:35.259	+ 1.358	13:24:23.147	15 -	1:44.318	+ 10.417	13:40:40.455
6 -	1:35.029	+ 1.128	13:25:58.176	16 -	1:49.034	+ 15.133	13:42:29.489
7 -	1:34.862	+ 0.961	13:27:33.038	17 -	1:48.735	+ 14.834	13:44:18.224
8 -	1:36.567	+ 2.666	13:29:09.605	18 -	1:47.038	+ 13.137	13:46:05.262
9 -	1:36.463	+ 2.562	13:30:46.068	19 -	1:47.213	+ 13.312	13:47:52.475
10 -	1:35.606	+ 1.705	13:32:21.674				
66	Graeme FORRESTER			4	MGB		
1 -	1:47.046	+ 7.850	13:18:01.015	3 -	2:18.674 P	+ 39.478	13:21:58.885
2 -	1:39.196		13:19:40.211				
68	Richard MCKOEN			5	Triumph TR4A		
1 -	1:37.929	+ 6.561	13:17:51.898	11 -	1:31.828	+ 0.460	13:33:10.124
2 -	1:32.512	+ 1.144	13:19:24.410	12 -	1:32.558	+ 1.190	13:34:42.682
3 -	1:31.376	+ 0.008	13:20:55.786	13 -	1:33.157	+ 1.789	13:36:15.839
4 -	1:32.894	+ 1.526	13:22:28.680	14 -	1:36.067	+ 4.699	13:37:51.906
5 -	1:31.368		13:24:00.048	15 -	1:49.048	+ 17.680	13:39:40.954
6 -	1:31.913	+ 0.545	13:25:31.961	16 -	1:51.511	+ 20.143	13:41:32.465
7 -	1:31.500	+ 0.132	13:27:03.461	17 -	1:56.031	+ 24.663	13:43:28.496
8 -	1:31.911	+ 0.543	13:28:35.372	18 -	1:56.104	+ 24.736	13:45:24.600
9 -	1:31.441	+ 0.073	13:30:06.813	19 -	1:53.732	+ 22.364	13:47:18.332
10 -	1:31.483	+ 0.115	13:31:38.296				
79	Simon SKENTELBERY			4	MGB		
1 -	1:45.784	+ 11.759	13:17:59.753	11 -	1:35.145	+ 1.120	13:33:48.937
2 -	1:36.446	+ 2.421	13:19:36.199	12 -	1:37.515	+ 3.490	13:35:26.452
3 -	1:35.139	+ 1.114	13:21:11.338	13 -	1:40.603	+ 6.578	13:37:07.055
4 -	1:34.025		13:22:45.363	14 -	1:53.289	+ 19.264	13:39:00.344
5 -	1:34.144	+ 0.119	13:24:19.507	15 -	1:56.603	+ 22.578	13:40:56.947
6 -	1:34.519	+ 0.494	13:25:54.026	16 -	2:01.288	+ 27.263	13:42:58.235
7 -	1:35.895	+ 1.870	13:27:29.921	17 -	2:00.952	+ 26.927	13:44:59.187
8 -	1:34.124	+ 0.099	13:29:04.045	18 -	1:57.339	+ 23.314	13:46:56.526
9 -	1:34.670	+ 0.645	13:30:38.715	19 -	1:57.551	+ 23.526	13:48:54.077
10 -	1:35.077	+ 1.052	13:32:13.792				
114	Kerry WILSON			5	Austin Healey 100M		
1 -	1:49.221	+ 9.360	13:18:03.190	10 -	1:43.471	+ 3.610	13:33:14.936

Weather / Track : Showers / Dry becoming wet

Donington Park National
Circuit Length = 1.9791 miles
Start: 13:16 End: 13:49

Equipe GTS

RACE 2 - LAP ANALYSIS

2 -	1:41.988	+ 2.127	13:19:45.178	11 -	1:46.313	+ 6.452	13:35:01.249
3 -	1:39.861		13:21:25.039	12 -	1:43.777	+ 3.916	13:36:45.026
4 -	1:39.921	+ 0.060	13:23:04.960	13 -	1:49.061	+ 9.200	13:38:34.087
5 -	1:41.040	+ 1.179	13:24:46.000	14 -	1:56.310	+ 16.449	13:40:30.397
6 -	1:40.278	+ 0.417	13:26:26.278	15 -	1:59.032	+ 19.171	13:42:29.429
7 -	1:41.957	+ 2.096	13:28:08.235	16 -	2:03.959	+ 24.098	13:44:33.388
8 -	1:41.791	+ 1.930	13:29:50.026	17 -	1:58.868	+ 19.007	13:46:32.256
9 -	1:41.439	+ 1.578	13:31:31.465	18 -	1:59.405	+ 19.544	13:48:31.661
124	Craig TAYLOR			4	MGB		
1 -	1:49.693	+ 16.088	13:18:03.662	11 -	1:34.617	+ 1.012	13:33:53.620
2 -	1:38.259	+ 4.654	13:19:41.921	12 -	1:38.838	+ 5.233	13:35:32.458
3 -	1:35.446	+ 1.841	13:21:17.367	13 -	1:37.467	+ 3.862	13:37:09.925
4 -	1:34.678	+ 1.073	13:22:52.045	14 -	1:42.549	+ 8.944	13:38:52.474
5 -	1:34.200	+ 0.595	13:24:26.245	15 -	1:46.577	+ 12.972	13:40:39.051
6 -	1:33.605		13:25:59.850	16 -	2:12.098	+ 38.493	13:42:51.149
7 -	1:33.911	+ 0.306	13:27:33.761	17 -	1:52.726	+ 19.121	13:44:43.875
8 -	1:36.255	+ 2.650	13:29:10.016	18 -	1:50.428	+ 16.823	13:46:34.303
9 -	1:34.813	+ 1.208	13:30:44.829	19 -	2:00.058	+ 26.453	13:48:34.361
10 -	1:34.174	+ 0.569	13:32:19.003				
138	Nick SMITH			4	MGB		
1 -	1:35.915	+ 5.602	13:17:49.884	11 -	1:31.184	+ 0.871	13:33:09.152
2 -	1:31.612	+ 1.299	13:19:21.496	12 -	1:40.266	+ 9.953	13:34:49.418
3 -	1:31.218	+ 0.905	13:20:52.714	13 -	1:34.964	+ 4.651	13:36:24.382
4 -	1:32.080	+ 1.767	13:22:24.794	14 -	1:33.950	+ 3.637	13:37:58.332
5 -	1:34.641	+ 4.328	13:23:59.435	15 -	1:45.677	+ 15.364	13:39:44.009
6 -	1:31.149	+ 0.836	13:25:30.584	16 -	1:47.421	+ 17.108	13:41:31.430
7 -	1:31.052	+ 0.739	13:27:01.636	17 -	1:48.977	+ 18.664	13:43:20.407
8 -	1:32.891	+ 2.578	13:28:34.527	18 -	1:51.745	+ 21.432	13:45:12.152
9 -	1:30.313		13:30:04.840	19 -	1:47.270	+ 16.957	13:46:59.422
10 -	1:33.128	+ 2.815	13:31:37.968	20 -	1:51.336	+ 21.023	13:48:50.758

Weather / Track : Showers / Dry becoming wet

Donington Park National
Circuit Length = 1.9791 miles
Start: 13:16 End: 13:49

AMR GT4 Challenge of Great Britain

QUALIFYING - RACE 6 - CLASSIFICATION

POS	NO	CL	TEAM / DRIVERS	CAR	TIME	ON	LAPS	GAP	DIFF	MPH
1	24	GT4	Vantage Racing Tom BLACK / Alan BONNER	Aston Martin GT4	1:13.563	17	17			96.85
2	56	GT4	Ultimate Speed Richard TAFFINDER / Tim EAKIN	Aston Martin N24	1:15.662	15	17	2.099	2.099	94.16
3	20	GT4	Track-Club.com Bolaji ODUNSI / Richard HOPE	Aston Martin GT4	1:16.387	7	16	2.824	0.725	93.27
4	7	GT4	MB Racing Mike BROWN / Paul CRIPPS / Dave WEST	Aston Martin N24	1:16.459	9	15	2.896	0.072	93.18
5	47	GT4	Stratton Motorsport Mark WALKER / Stuart PATTERSON	Aston Martin N24	1:16.624	15	15	3.061	0.165	92.98
6	88	GT4	Stratton Motorsport with 88 racing Sid SADIQUE / Gavan KERSHAW	Aston Martin N24	1:16.676	11	11	3.113	0.052	92.91
7	62	GT4	Stratton Motorsport with TeamWrinkle200 Kenneth GREENBERG / Andreas KRAMER	Aston Martin GT4	1:16.915	16	16	3.352	0.239	92.63
8	14	GT4	Adrian Johnson Racing Adrian JOHNSON / Clare JOHNSON	Aston Martin N24	1:17.181	11	17	3.618	0.266	92.31
9	5	GT4	Mardi Gras Motorsport Julian REDDYHOUGH / Desmond SMAIL	Aston Martin N24	1:17.265	10	16	3.702	0.084	92.21
10	91	GT4	Stratton Motorsport Chris KEMP	Aston Martin GT4	1:17.768	15	17	4.205	0.503	91.61
11	22	GT4	IMMUN' AGE OSATO / Stratton Motorsport Pierre MANTELLO / Olivier BOUCHE	Aston Martin GT4	1:18.928	6	9	5.365	1.160	90.26
12	59	INV	Nicholas KING	Aston Martin DB4	1:23.323	2	5	9.760	4.395	85.50
13	21	INV	John GOLDSMITH	Aston Martin DB6	1:27.187	12	16	13.624	3.864	81.71
14	34	INV	Martin MELLING	Aston Martin DB4 Lightweight	1:27.241	6	11	13.678	0.054	81.66

Weather / Track : Cloudy / Dry
 These results are provisional until the conclusion of any judicial and technical matters.

Donington Park National
 Circuit Length = 1.9791 miles
 Start: 10:55 End: 11:26

Clerk of Course :		Timekeeper :
-------------------	--	--------------

AMR GT4 Challenge of Great Britain

QUALIFYING - RACE 6 - LAP ANALYSIS

5	Mardi Gras Motorsport		GT4 Aston Martin N24 - Mardi Gras Motorsport				
1 -	1:36.810	+ 19.545	10:57:08.673	9 -	1:17.514	+ 0.249	11:08:11.077
2 -	1:24.458	+ 7.193	10:58:33.131	10 -	1:17.265		11:09:28.342
3 -	1:22.611	+ 5.346	10:59:55.742	11 -	1:45.566 P	+ 28.301	11:11:13.908
4 -	1:24.859	+ 7.594	11:01:20.601	12 -	3:33.438	+ 2:16.173	11:14:47.346
5 -	1:24.454	+ 7.189	11:02:45.055	13 -	1:28.698	+ 11.433	11:16:16.044
6 -	1:28.811	+ 11.546	11:04:13.866	14 -	1:26.021	+ 8.756	11:17:42.065
7 -	1:21.031	+ 3.766	11:05:34.897	15 -	1:24.432	+ 7.167	11:19:06.497
8 -	1:18.666	+ 1.401	11:06:53.563	16 -	1:23.663	+ 6.398	11:20:30.160
7	MB Racing		GT4 Aston Martin N24 - MB Racing				
1 -	1:36.877	+ 20.418	10:57:12.512	9 -	1:16.459		11:10:21.584
2 -	1:32.944	+ 16.485	10:58:45.456	10 -	1:21.670 P	+ 5.211	11:11:43.254
3 -	1:29.244	+ 12.785	11:00:14.700	11 -	4:09.948	+ 2:53.489	11:15:53.202
4 -	1:29.090 P	+ 12.631	11:01:43.790	12 -	1:23.764	+ 7.305	11:17:16.966
5 -	2:57.504	+ 1:41.045	11:04:41.294	13 -	1:18.830	+ 2.371	11:18:35.796
6 -	1:33.635	+ 17.176	11:06:14.929	14 -	1:18.499	+ 2.040	11:19:54.295
7 -	1:29.782	+ 13.323	11:07:44.711	15 -	1:18.046	+ 1.587	11:21:12.341
8 -	1:20.414	+ 3.955	11:09:05.125				
14	Adrian Johnson Racing		GT4 Aston Martin N24 - Adrian Johnson Racing				
1 -	1:38.526	+ 21.345	10:57:10.134	10 -	1:18.954	+ 1.773	11:09:12.741
2 -	1:23.441	+ 6.260	10:58:33.575	11 -	1:17.181		11:10:29.922
3 -	1:22.610	+ 5.429	10:59:56.185	12 -	1:19.080	+ 1.899	11:11:49.002
4 -	1:19.926	+ 2.745	11:01:16.111	13 -	1:22.937 P	+ 5.756	11:13:11.939
5 -	1:21.713	+ 4.532	11:02:37.824	14 -	3:20.300	+ 2:03.119	11:16:32.239
6 -	1:22.281	+ 5.100	11:04:00.105	15 -	1:23.444	+ 6.263	11:17:55.683
7 -	1:18.662	+ 1.481	11:05:18.767	16 -	1:22.185	+ 5.004	11:19:17.868
8 -	1:17.488	+ 0.307	11:06:36.255	17 -	1:19.915	+ 2.734	11:20:37.783
9 -	1:17.532	+ 0.351	11:07:53.787				
20	Track-Club.com		GT4 Aston Martin GT4 - Track-Club.com				
1 -	1:40.131	+ 23.744	10:57:08.004	9 -	1:18.982	+ 2.595	11:09:09.777
2 -	1:24.811	+ 8.424	10:58:32.815	10 -	1:19.699	+ 3.312	11:10:29.476
3 -	1:22.176	+ 5.789	10:59:54.991	11 -	1:24.323 P	+ 7.936	11:11:53.799
4 -	1:22.799 P	+ 6.412	11:01:17.790	12 -	3:57.899	+ 2:41.512	11:15:51.698
5 -	2:39.197	+ 1:22.810	11:03:56.987	13 -	1:22.696	+ 6.309	11:17:14.394
6 -	1:17.881	+ 1.494	11:05:14.868	14 -	1:20.752	+ 4.365	11:18:35.146
7 -	1:16.387		11:06:31.255	15 -	1:18.941	+ 2.554	11:19:54.087
8 -	1:19.540	+ 3.153	11:07:50.795	16 -	1:19.864	+ 3.477	11:21:13.951
21	John GOLDSMITH		INV Aston Martin DB6				
1 -	2:03.218	+ 36.031	10:57:59.493	9 -	1:31.658	+ 4.471	11:10:08.143
2 -	1:38.563	+ 11.376	10:59:38.056	10 -	1:30.024	+ 2.837	11:11:38.167
3 -	1:29.492	+ 2.305	11:01:07.548	11 -	1:29.118	+ 1.931	11:13:07.285
4 -	1:29.543	+ 2.356	11:02:37.091	12 -	1:27.187		11:14:34.472
5 -	1:29.591	+ 2.404	11:04:06.682	13 -	1:27.858	+ 0.671	11:16:02.330
6 -	1:30.944	+ 3.757	11:05:37.626	14 -	1:27.932	+ 0.745	11:17:30.262
7 -	1:29.621	+ 2.434	11:07:07.247	15 -	1:29.034	+ 1.847	11:18:59.296
8 -	1:29.238	+ 2.051	11:08:36.485	16 -	1:27.479	+ 0.292	11:20:26.775
22	IMMUN'AGE OSATO / Stratton Motorsport		GT4 Aston Martin GT4 - IMMUN'AGE OSATO / Stratton Motorsport				
1 -	2:04.263	+ 45.335	10:57:59.811	6 -	1:18.928		11:08:41.658
2 -	1:37.086	+ 18.158	10:59:36.897	7 -	1:20.895	+ 1.967	11:10:02.553
3 -	1:28.805	+ 9.877	11:01:05.702	8 -	1:20.188 P	+ 1.260	11:11:22.741
4 -	1:36.779 P	+ 17.851	11:02:42.481	9 -	9:28.558	+ 8:09.630	11:20:51.299
5 -	4:40.249	+ 3:21.321	11:07:22.730				
24	Vantage Racing		GT4 Aston Martin GT4 - Vantage Racing				
1 -	1:38.316	+ 24.753	10:57:07.466	10 -	1:18.128 P	+ 4.565	11:09:21.914
2 -	1:24.797	+ 11.234	10:58:32.263	11 -	3:12.750	+ 1:59.187	11:12:34.664
3 -	1:21.764	+ 8.201	10:59:54.027	12 -	1:18.200	+ 4.637	11:13:52.864

Weather / Track : Cloudy / Dry

Donington Park National
Circuit Length = 1.9791 miles
Start: 10:55 End: 11:26

AMR GT4 Challenge of Great Britain

QUALIFYING - RACE 6 - LAP ANALYSIS

4 -	1:19.489	+ 5.926	11:01:13.516	13 -	1:15.198	+ 1.635	11:15:08.062
5 -	1:35.940	+ 22.377	11:02:49.456	14 -	1:16.508	+ 2.945	11:16:24.570
6 -	1:20.829	+ 7.266	11:04:10.285	15 -	1:14.136	+ 0.573	11:17:38.706
7 -	1:19.216	+ 5.653	11:05:29.501	16 -	1:14.244	+ 0.681	11:18:52.950
8 -	1:17.763	+ 4.200	11:06:47.264	17 -	1:13.563		11:20:06.513
9 -	1:16.522	+ 2.959	11:08:03.786				
34	Martin MELLING INV Aston Martin DB4 Lightweight						
1 -	1:36.719	+ 9.478	10:58:15.831	7 -	1:31.462 P	+ 4.221	11:07:11.775
2 -	1:28.653	+ 1.412	10:59:44.484	8 -	5:59.764	+ 4:32.523	11:13:11.539
3 -	1:27.311	+ 0.070	11:01:11.795	9 -	1:34.578	+ 7.337	11:14:46.117
4 -	1:33.154	+ 5.913	11:02:44.949	10 -	1:38.823	+ 11.582	11:16:24.940
5 -	1:28.123	+ 0.882	11:04:13.072	11 -	1:42.847 P	+ 15.606	11:18:07.787
6 -	1:27.241		11:05:40.313				
47	Stratton Motorsport GT4 Aston Martin N24 - Stratton Motorsport						
1 -	2:03.856	+ 47.232	10:58:15.456	9 -	1:26.049	+ 9.425	11:10:42.845
2 -	1:50.726	+ 34.102	11:00:06.182	10 -	1:28.565 P	+ 11.941	11:12:11.410
3 -	1:41.381	+ 24.757	11:01:47.563	11 -	3:37.899	+ 2:21.275	11:15:49.309
4 -	1:31.783	+ 15.159	11:03:19.346	12 -	1:20.754	+ 4.130	11:17:10.063
5 -	1:29.382	+ 12.758	11:04:48.728	13 -	1:17.970	+ 1.346	11:18:28.033
6 -	1:31.057	+ 14.433	11:06:19.785	14 -	1:16.853	+ 0.229	11:19:44.886
7 -	1:26.785	+ 10.161	11:07:46.570	15 -	1:16.624		11:21:01.510
8 -	1:30.226	+ 13.602	11:09:16.796				
56	Ultimate Speed GT4 Aston Martin N24 - Ultimate Speed						
1 -	1:36.752	+ 21.090	10:57:15.318	10 -	1:17.995	+ 2.333	11:11:50.092
2 -	1:26.518	+ 10.856	10:58:41.836	11 -	1:25.074	+ 9.412	11:13:15.166
3 -	1:39.730	+ 24.068	11:00:21.566	12 -	1:17.874	+ 2.212	11:14:33.040
4 -	1:23.485	+ 7.823	11:01:45.051	13 -	1:16.801	+ 1.139	11:15:49.841
5 -	1:21.947	+ 6.285	11:03:06.998	14 -	1:16.999	+ 1.337	11:17:06.840
6 -	1:23.343 P	+ 7.681	11:04:30.341	15 -	1:15.662		11:18:22.502
7 -	3:22.214	+ 2:06.552	11:07:52.555	16 -	1:16.582	+ 0.920	11:19:39.084
8 -	1:22.414	+ 6.752	11:09:14.969	17 -	1:26.944	+ 11.282	11:21:06.028
9 -	1:17.128	+ 1.466	11:10:32.097				
59	Nicholas KING INV Aston Martin DB4						
1 -	1:27.064	+ 3.741	11:02:37.184	4 -	2:50.434	+ 1:27.111	11:08:19.150
2 -	1:23.323		11:04:00.507	5 -	1:26.274 P	+ 2.951	11:09:45.424
3 -	1:28.209 P	+ 4.886	11:05:28.716				
62	Stratton Motorsport with TeamWrinkle200 GT4 Aston Martin GT4 - Stratton Motorsport with TeamWrinkle200						
1 -	1:52.093	+ 35.178	10:57:15.264	9 -	3:54.970	+ 2:38.055	11:11:37.801
2 -	1:38.898	+ 21.983	10:58:54.162	10 -	1:22.497	+ 5.582	11:13:00.298
3 -	1:37.843	+ 20.928	11:00:32.005	11 -	1:21.566	+ 4.651	11:14:21.864
4 -	1:32.702	+ 15.787	11:02:04.707	12 -	1:21.507	+ 4.592	11:15:43.371
5 -	1:24.254	+ 7.339	11:03:28.961	13 -	1:18.660	+ 1.745	11:17:02.031
6 -	1:22.357	+ 5.442	11:04:51.318	14 -	1:17.535	+ 0.620	11:18:19.566
7 -	1:26.014	+ 9.099	11:06:17.332	15 -	1:17.010	+ 0.095	11:19:36.576
8 -	1:25.499 P	+ 8.584	11:07:42.831	16 -	1:16.915		11:20:53.491
88	Stratton Motorsport with 88 racing GT4 Aston Martin N24 - Stratton Motorsport with 88 racing						
1 -	2:08.014	+ 51.338	10:58:01.347	7 -	1:19.182	+ 2.506	11:06:57.608
2 -	1:38.268	+ 21.592	10:59:39.615	8 -	1:19.368	+ 2.692	11:08:16.976
3 -	1:29.592	+ 12.916	11:01:09.207	9 -	7:12.913 P	+ 5:56.237	11:15:29.889
4 -	1:31.941	+ 15.265	11:02:41.148	10 -	4:54.930	+ 3:38.254	11:20:24.819
5 -	1:27.949	+ 11.273	11:04:09.097	11 -	1:16.676		11:21:41.495
6 -	1:29.329	+ 12.653	11:05:38.426				
91	Stratton Motorsport GT4 Aston Martin GT4 - Stratton Motorsport						
1 -	1:37.622	+ 19.854	10:57:18.208	10 -	2:46.710	+ 1:28.942	11:11:23.586
2 -	1:34.612	+ 16.844	10:58:52.820	11 -	1:21.798	+ 4.030	11:12:45.384
3 -	1:30.330	+ 12.562	11:00:23.150	12 -	1:22.052	+ 4.284	11:14:07.436

Weather / Track : Cloudy / Dry

Donington Park National
Circuit Length = 1.9791 miles
Start: 10:55 End: 11:26

AMR GT4 Challenge of Great Britain
QUALIFYING - RACE 6 - LAP ANALYSIS


4 -	1:24.532	+ 6.764	11:01:47.682	13 -	1:20.239	+ 2.471	11:15:27.675
5 -	1:20.530	+ 2.762	11:03:08.212	14 -	1:18.251	+ 0.483	11:16:45.926
6 -	1:19.764	+ 1.996	11:04:27.976	15 -	1:17.768		11:18:03.694
7 -	1:20.013	+ 2.245	11:05:47.989	16 -	1:18.081	+ 0.313	11:19:21.775
8 -	1:21.191	+ 3.423	11:07:09.180	17 -	1:17.797	+ 0.029	11:20:39.572
9 -	1:27.696 P	+ 9.928	11:08:36.876				

Weather / Track : Cloudy / Dry

Donington Park National
 Circuit Length = 1.9791 miles
 Start: 10:55 End: 11:26

AMR GT4 Challenge of Great Britain

RACE 6 - GRID

ROW 10	1:27.241 34 Martin MELLING	
ROW 9	1:23.323 59 Nicholas KING	1:27.187 21 John GOLDSMITH
ROW 8		
ROW 7		
ROW 6	1:18.928 22 IMMUN AGE OSATO / Stratton Motorsport	
ROW 5	1:17.265 5 Mardi Gras Motorsport	1:17.768 91 Stratton Motorsport
ROW 4	1:16.915 62 Stratton Motorsport with TeamWrinkle200	1:17.181 14 Adrian Johnson Racing
ROW 3	1:16.624 47 Stratton Motorsport	1:16.676 88 Stratton Motorsport with 88 racing
ROW 2	1:16.387 20 Track-Club.com	1:16.459 7 MB Racing
ROW 1	1:13.563 24 Vantage Racing	1:15.662 56 Ultimate Speed
Pole		
		

Donington Park National
Circuit Length = 1.9791 miles

These results are provisional until the conclusion of any judicial and technical matters.

Clerk of Course :		Timekeeper :
-------------------	--	--------------

AMR GT4 Challenge of Great Britain

RACE 6 - CLASSIFICATION - GT4 CLASS

POS	NO	CL	TEAM / DRIVERS	CAR	LAPS	TIME	GAP	DIFF	MPH	BEST	ON
1	22	GT4	IMMUN'AGE OSATO / Stratton Motorsport Pierre MANTELLO / Olivier BOUCHE	Aston Martin GT4	87	2:00:59.422			85.38	1:14.559	24
2	88	GT4	Stratton Motorsport with 88 racing Sid SADIQUE / Gavan KERSHAW	Aston Martin N24	85	2:01:08.323	2 laps	2 laps	83.31	1:14.277	40
3	24	GT4	Vantage Racing Tom BLACK / Alan BONNER	Aston Martin GT4	85	2:02:20.547	2 laps	1:12.224	82.49	1:13.766	37
4	56	GT4	Ultimate Speed Richard TAFFINDER / Tim EAKIN	Aston Martin N24	84	2:01:36.743	3 laps	1 lap	82.01	1:16.737	43
5	91	GT4	Stratton Motorsport Chris KEMP	Aston Martin GT4	84	2:01:54.796	3 laps	18.053	81.81	1:16.786	40
6	62	GT4	Stratton Motorsport with TeamWrinkle200 Kenneth GREENBERG / Andreas KRAMER	Aston Martin GT4	84	2:02:20.691	3 laps	25.895	81.52	1:16.329	43
7	7	GT4	MB Racing Mike BROWN / Paul CRIPPS / Dave WEST	Aston Martin N24	83	2:00:31.649	4 laps	1 lap	81.77	1:15.777	53
8	47	GT4	Stratton Motorsport Mark WALKER / Stuart PATTERSON	Aston Martin N24	81	2:01:06.103	6 laps	2 laps	79.42	1:15.434	34
9	14	GT4	Adrian Johnson Racing Adrian JOHNSON / Clare JOHNSON	Aston Martin N24	77	2:01:06.592	10 laps	4 laps	75.49	1:17.149	36
10	20	GT4	Track-Club.com Bolaji ODUNSI / Richard HOPE	Aston Martin GT4	75	2:02:14.000	12 laps	2 laps	72.85	1:15.223	32
NOT CLASSIFIED											
DNC	5	GT4	Mardi Gras Motorsport Julian REDDYHOUGH / Desmond SMAIL	Aston Martin N24	58	1:23:29.769	29 laps	17 laps	82.48	1:17.315	44
FASTEST LAP											
	24	GT4	Vantage Racing Tom BLACK / Alan BONNER	Aston Martin GT4	37	1:13.766			96.58 mph	155.43 kph	

Weather / Track : Showers / Variable
 These results are provisional until the conclusion of any judicial and technical matters.

Donington Park National
 Circuit Length = 1.9791 miles
 Start: 17:03 End: 19:07

Clerk of Course :		Timekeeper :
-------------------	--	--------------

AMR GT4 Challenge of Great Britain
RACE 6 - LAP CHART _GT4 CLASS

Lap 1			Lap 2			Lap 3			Lap 4			Lap 5		
No	Behind	Laptime	No	Behind	Laptime	No	Behind	Laptime	No	Behind	Laptime	No	Behind	Laptime
24		1:31.680	24		1:29.975	24		1:28.586	24		1:25.354	24		1:25.479
20	6.602	1:38.282	47	7.716	1:30.891	47	9.047	1:29.917	47	11.090	1:27.397	22	11.877	1:22.457
47	6.800	1:38.480	20	12.256	1:35.629	20	15.378	1:31.708	22	14.899	1:24.836	47	11.994	1:26.383
88	7.507	1:39.187	88	12.473	1:34.941	22	15.417	1:29.702	20	19.752	1:29.728	88	24.416	1:28.748
7	8.401	1:40.081	7	13.519	1:35.093	88	16.325	1:32.438	88	21.147	1:30.176	5	28.393	1:29.848
5	9.253	1:40.933	5	14.220	1:34.942	7	18.771	1:33.838	7	23.633	1:30.216	7	30.028	1:31.874
22	10.853	1:42.533	22	14.301	1:33.423	5	18.892	1:33.258	5	24.024	1:30.486	62	30.285	1:30.538
14	10.952	1:42.632	62	15.842	1:34.523	62	19.472	1:32.216	62	25.226	1:31.108	14	31.179	1:30.348
62	11.294	1:42.974	14	16.721	1:35.744	14	20.556	1:32.421	14	26.310	1:31.108	91	31.777	1:30.369
91	12.526	1:44.206	91	17.062	1:34.511	91	20.913	1:32.437	91	26.887	1:31.328	56	34.413	1:28.215
56	19.014	1:50.694	56	23.477	1:34.438	56	26.871	1:31.980	56	31.677	1:30.160			

Weather / Track : Showers / Variable

Donington Park National
 Circuit Length = 1.9791 miles
 Start: 17:03 End: 19:07

AMR GT4 Challenge of Great Britain
RACE 6 - LAP CHART _GT4 CLASS

Lap 6			Lap 7			Lap 8			Lap 9			Lap 10		
No	Behind	Laptime	No	Behind	Laptime	No	Behind	Laptime	No	Behind	Laptime	No	Behind	Laptime
24		1:26.507	24		1:24.659	24		1:23.525	22		1:22.428	22		1:18.425
22	6.614	1:21.244	22	2.607	1:20.652	22	0.110	1:21.028	24	2.073	1:24.611	24	5.533	1:21.885
47	13.863	1:28.376	47	16.234	1:27.030	47	19.942	1:27.233	47	22.808	1:25.404	47	30.796	1:26.413
88	28.803	1:30.894	5	31.674	1:27.235	5	32.608	1:24.459	5	32.834	1:22.764	5	38.122	1:23.713
5	29.098	1:27.212	88	33.158	1:29.014	7	33.851	1:24.133	7	33.844	1:22.531	62	49.615	1:26.257
7	32.106	1:28.585	7	33.243	1:25.796	62	38.088	1:26.700	62	41.783	1:26.233	14	50.178	1:23.430
62	33.092	1:29.314	62	34.913	1:26.480	88	39.722	1:30.089	14	45.173	1:27.865	56	50.561	1:22.975
14	34.175	1:29.503	14	36.292	1:26.776	14	39.846	1:27.079	56	46.011	1:28.512	20	5 LAPS	8:53.857 P
91	34.815	1:29.545	56	37.164	1:25.978	56	40.037	1:26.398	91	46.389	1:28.533	91	52.950	1:24.986
56	35.845	1:27.939	91	37.625	1:27.469	91	40.394	1:26.294	88	46.410	1:29.226	88	56.770	1:28.785
												7	1:19.333	2:03.914

AMR GT4 Challenge of Great Britain
RACE 6 - LAP CHART _GT4 CLASS

Lap 11			Lap 12			Lap 13			Lap 14			Lap 15		
No	Behind	Laptime	No	Behind	Laptime	No	Behind	Laptime	No	Behind	Laptime	No	Behind	Laptime
22		1:20.836	22		1:23.089	22		1:18.148	22		1:20.933	22		1:19.142
24	5.893	1:21.196	24	6.160	1:23.356	24	8.448	1:20.436	88	1 LAP	1:30.797	56	1 LAP	1:24.120
47	35.159	1:25.199	7	1 LAP	1:31.558	7	1 LAP	1:24.860	24	6.430	1:18.915	24	8.254	1:20.966
5	41.434	1:24.148	47	39.746	1:27.676	5	48.048	1:23.751	7	1 LAP	1:23.000	88	1 LAP	1:30.734
62	56.345	1:27.566	5	42.445	1:24.100	47	50.017	1:28.419	5	50.010	1:22.895	7	1 LAP	1:23.315
91	59.023	1:26.909	14	1 LAP	2:40.684 P	62	1:03.675	1:23.927	47	55.859	1:26.775	20	9 LAPS	6:21.089
88	1:05.228	1:29.294	62	57.896	1:24.640	91	1:06.658	1:24.601	62	1:06.196	1:23.454	5	53.694	1:22.826
56	1:12.336	1:42.611	91	1:00.205	1:24.271	56	1:17.500	1:23.096	91	1:07.249	1:21.524	47	1:02.810	1:26.093
			88	1:12.198	1:30.059							62	1:10.277	1:23.223
			56	1:12.552	1:23.305							91	1:10.631	1:22.524

Weather / Track : Showers / Variable

Donington Park National
Circuit Length = 1.9791 miles
Start: 17:03 End: 19:07

AMR GT4 Challenge of Great Britain
RACE 6 - LAP CHART _GT4 CLASS

Lap 16			Lap 17			Lap 18			Lap 19			Lap 20		
No	Behind	Laptime	No	Behind	Laptime	No	Behind	Laptime	No	Behind	Laptime	No	Behind	Laptime
22		1:16.560	22		1:17.628	22		1:21.825	22		1:20.996	22		1:15.724
56	1 LAP	1:22.025	24	10.033	1:18.058	47	1 LAP	1:28.888	62	1 LAP	1:22.231	62	1 LAP	1:20.201
24	9.603	1:17.909	56	1 LAP	1:22.434	91	1 LAP	1:24.007	91	1 LAP	1:21.386	24	6.682	1:17.357
88	1 LAP	1:28.368	7	1 LAP	1:26.474	24	9.026	1:20.818	24	5.049	1:17.019	91	1 LAP	1:21.412
7	1 LAP	1:24.091	88	1 LAP	1:29.892	56	1 LAP	1:23.538	47	1 LAP	1:28.103	56	1 LAP	1:19.659
20	9 LAPS	1:28.407	20	9 LAPS	1:26.194	7	1 LAP	1:24.183	56	1 LAP	1:20.984	47	1 LAP	1:26.603
5	59.675	1:22.541	5	1:04.872	1:22.825	88	1 LAP	1:27.984	7	1 LAP	1:25.233	7	1 LAP	1:26.295
47	1:12.011	1:25.761	14	5 LAPS	6:54.628	20	9 LAPS	1:26.316	88	1 LAP	1:28.463	88	1 LAP	1:27.812
62	1:16.867	1:23.150	62	1:21.423	1:22.184	5	1:04.474	1:21.427	20	9 LAPS	1:25.733	20	9 LAPS	1:26.108
91	1:17.149	1:23.078				14	5 LAPS	1:24.249	5	1:05.630	1:22.152	5	1:11.835	1:21.929
									14	5 LAPS	1:22.652			

Weather / Track : Showers / Variable

Donington Park National
Circuit Length = 1.9791 miles
Start: 17:03 End: 19:07

AMR GT4 Challenge of Great Britain
RACE 6 - LAP CHART _GT4 CLASS

Lap 21			Lap 22			Lap 23			Lap 24			Lap 25		
No	Behind	Laptime	No	Behind	Laptime	No	Behind	Laptime	No	Behind	Laptime	No	Behind	Laptime
22		1:18.356	22		1:17.071	22		1:16.366	22		1:14.559	22		1:14.959
14	6 LAPS	1:23.486	20	10 LAPS	1:24.210	5	1 LAP	1:21.110	24	4.072	1:15.043	24	5.572	1:16.459
24	6.203	1:17.877	88	2 LAPS	1:30.833 P	24	3.588	1:15.348	5	1 LAP	1:19.228	7	4 LAPS	4:00.910
62	1 LAP	1:21.529	24	4.606	1:15.474	20	10 LAPS	1:22.231	14	6 LAPS	1:18.053	5	1 LAP	1:20.509
91	1 LAP	1:19.618	14	6 LAPS	1:19.604	14	6 LAPS	1:18.265	20	10 LAPS	1:22.086	88	4 LAPS	4:01.037
56	1 LAP	1:19.536	62	1 LAP	1:18.922	62	1 LAP	1:19.619	62	1 LAP	1:19.135	14	6 LAPS	1:20.519
47	1 LAP	1:26.152	91	1 LAP	1:19.352	91	1 LAP	1:19.916	91	1 LAP	1:18.339	20	10 LAPS	1:18.749
7	1 LAP	1:40.464 P	56	1 LAP	1:21.317	56	1 LAP	1:19.190	56	1 LAP	1:21.915	62	1 LAP	1:18.727
5	1:15.734	1:22.255	47	1 LAP	1:26.209	47	1 LAP	1:28.360 P				91	1 LAP	1:18.903
												56	1 LAP	1:18.773

AMR GT4 Challenge of Great Britain
RACE 6 - LAP CHART _GT4 CLASS

Lap 26			Lap 27			Lap 28			Lap 29			Lap 30		
No	Behind	Laptime	No	Behind	Laptime	No	Behind	Laptime	No	Behind	Laptime	No	Behind	Laptime
22		1:14.616	22		1:18.300 P	24		1:14.545	24		1:14.791	24		1:15.905
24	4.999	1:14.043	24	1.397	1:14.698	47	4 LAPS	1:22.854	47	4 LAPS	1:19.204	22	2 LAPS	3:54.423
5	1 LAP	1:18.950	5	1 LAP	1:18.699	5	1 LAP	1:18.385	14	6 LAPS	1:18.351	47	4 LAPS	1:19.392
14	6 LAPS	1:18.537	14	6 LAPS	1:17.974	14	6 LAPS	1:17.385	5	1 LAP	1:20.913	14	6 LAPS	1:17.400
7	4 LAPS	1:22.131	7	4 LAPS	1:20.989	7	4 LAPS	1:24.075	7	4 LAPS	1:19.731	5	1 LAP	1:18.173
88	4 LAPS	1:22.961	88	4 LAPS	1:21.674	88	4 LAPS	1:20.694	88	4 LAPS	1:19.891	7	4 LAPS	1:19.829
20	10 LAPS	1:21.849	20	10 LAPS	1:22.145	20	10 LAPS	1:22.137	20	10 LAPS	1:18.846	88	4 LAPS	1:21.629
62	1 LAP	1:18.719	62	1 LAP	1:21.554	91	1 LAP	1:21.304	62	1 LAP	1:18.551	62	1 LAP	1:20.844
91	1 LAP	1:18.879	91	1 LAP	1:21.374	62	1 LAP	1:21.955	91	1 LAP	1:20.273	20	10 LAPS	1:21.803
56	1 LAP	1:19.986 P							56	3 LAPS	3:54.970	91	1 LAP	1:21.638
47	3 LAPS	4:12.042										56	3 LAPS	1:21.690

AMR GT4 Challenge of Great Britain
RACE 6 - LAP CHART _GT4 CLASS

Lap 31			Lap 32			Lap 33			Lap 34			Lap 35		
No	Behind	Laptime	No	Behind	Laptime	No	Behind	Laptime	No	Behind	Laptime	No	Behind	Laptime
24		1:14.453	24		1:14.150	24		1:16.613	24		1:14.713	24		1:15.649
47	4 LAPS	1:18.108	47	4 LAPS	1:16.945	47	4 LAPS	1:16.329	47	4 LAPS	1:17.428	56	4 LAPS	1:19.945
22	2 LAPS	1:23.947	22	2 LAPS	1:18.612	22	2 LAPS	1:18.752	22	2 LAPS	1:18.652	47	4 LAPS	1:15.798
14	6 LAPS	1:19.613	14	6 LAPS	1:17.517	14	6 LAPS	1:17.544	14	6 LAPS	1:17.329	22	2 LAPS	1:19.662
5	1 LAP	1:20.046	5	1 LAP	1:17.824	5	1 LAP	1:18.110	5	1 LAP	1:17.891	14	6 LAPS	1:19.777 P
7	4 LAPS	1:17.596	7	4 LAPS	1:18.957	7	4 LAPS	1:17.879	7	4 LAPS	1:17.725	5	1 LAP	1:17.838
88	4 LAPS	1:18.502	88	4 LAPS	1:18.076	88	4 LAPS	1:17.964	62	1 LAP	1:18.218	7	4 LAPS	1:17.155
62	1 LAP	1:18.201	62	1 LAP	1:18.027	62	1 LAP	1:18.784	20	10 LAPS	1:18.645	62	1 LAP	1:18.563
20	10 LAPS	1:18.748	20	10 LAPS	1:17.540	20	10 LAPS	1:18.518	88	4 LAPS	1:20.639 P	20	10 LAPS	1:18.656
91	1 LAP	1:17.881	91	1 LAP	1:19.895	91	1 LAP	1:17.804	91	1 LAP	1:18.648	91	1 LAP	1:18.145
56	3 LAPS	1:23.461	56	3 LAPS	1:19.959	56	3 LAPS	1:20.076						

Weather / Track : Showers / Variable

Donington Park National
Circuit Length = 1.9791 miles
Start: 17:03 End: 19:07

AMR GT4 Challenge of Great Britain
RACE 6 - LAP CHART _GT4 CLASS

Lap 36			Lap 37			Lap 38			Lap 39			Lap 40		
No	Behind	Laptime	No	Behind	Laptime	No	Behind	Laptime	No	Behind	Laptime	No	Behind	Laptime
24		1:13.841	24		1:13.766	24		1:14.235	24		1:16.980	24		1:17.343
56	4 LAPS	1:17.950	56	4 LAPS	1:17.976	56	4 LAPS	1:17.230	91	2 LAPS	1:21.973	20	11 LAPS	1:19.650
47	4 LAPS	1:17.796	47	4 LAPS	1:15.699	47	4 LAPS	1:15.434	14	8 LAPS	1:24.142	91	2 LAPS	1:18.437
22	2 LAPS	1:18.965	22	2 LAPS	1:18.366	22	2 LAPS	1:18.079	56	4 LAPS	1:17.888	14	8 LAPS	1:19.365
5	1 LAP	1:17.924	5	1 LAP	1:18.328	5	1 LAP	1:17.969	47	4 LAPS	1:17.266	56	4 LAPS	1:17.787
7	4 LAPS	1:18.123	7	4 LAPS	1:17.688	88	6 LAPS	1:15.154	22	2 LAPS	1:18.129	47	4 LAPS	1:17.811
62	1 LAP	1:18.185	88	6 LAPS	3:49.431	7	4 LAPS	1:17.757	5	1 LAP	1:18.254	22	2 LAPS	1:17.518
20	10 LAPS	1:18.013	62	1 LAP	1:17.909	62	1 LAP	1:17.852	88	6 LAPS	1:14.981	5	1 LAP	1:18.586
91	1 LAP	1:18.159	20	10 LAPS	1:20.497	20	10 LAPS	1:18.137	7	4 LAPS	1:16.392	88	6 LAPS	1:14.315
			91	1 LAP	1:18.738				62	1 LAP	1:17.413	7	4 LAPS	1:16.334
			14	7 LAPS	2:58.707							62	1 LAP	1:17.810

Weather / Track : Showers / Variable

Donington Park National
Circuit Length = 1.9791 miles
Start: 17:03 End: 19:07

AMR GT4 Challenge of Great Britain
RACE 6 - LAP CHART _GT4 CLASS

Lap 41			Lap 42			Lap 43			Lap 44			Lap 45		
No	Behind	Laptime	No	Behind	Laptime	No	Behind	Laptime	No	Behind	Laptime	No	Behind	Laptime
24		1:15.649	24		1:16.442 P	24		3:25.616	24		1:23.753 P	5		1:18.288
20	11 LAPS	1:15.758	20	11 LAPS	1:16.053	47	3 LAPS	1:18.336	5	6.818	1:17.315	7	3 LAPS	1:17.824
91	2 LAPS	1:17.119	91	2 LAPS	1:16.786	88	5 LAPS	1:14.749	7	3 LAPS	1:17.501	20	9 LAPS	1:18.614
14	8 LAPS	1:17.700	14	8 LAPS	1:17.910	5	13.256	1:17.521	62	15.441	1:16.687	62	10.729	1:20.394 P
56	4 LAPS	1:17.788	56	4 LAPS	1:17.449	7	3 LAPS	1:17.635	20	9 LAPS	1:16.736	91	18.920	1:17.891
47	4 LAPS	1:16.688	47	4 LAPS	1:19.905 P	62	22.507	1:16.329	91	26.135	1:17.481	14	6 LAPS	1:17.481
22	2 LAPS	1:17.573	22	2 LAPS	1:17.381	20	9 LAPS	1:15.796	14	6 LAPS	1:18.831	56	2 LAPS	1:16.737
88	6 LAPS	1:14.970	88	6 LAPS	1:14.943	91	32.407	1:17.870	56	2 LAPS	1:17.166	22	1:00.797	1:16.723
5	1 LAP	1:17.925	5	1 LAP	1:17.588	14	6 LAPS	1:17.432	22	1:09.180	1:16.369	88	4 LAPS	1:14.530
7	4 LAPS	1:16.751	7	4 LAPS	1:16.518	56	2 LAPS	1:17.686	88	4 LAPS	1:14.277			
62	1 LAP	1:17.194	62	1 LAP	1:16.851	22	1:16.564	1:16.704	47	2 LAPS	1:18.650 P			

AMR GT4 Challenge of Great Britain
RACE 6 - LAP CHART _GT4 CLASS

Lap 46			Lap 47			Lap 48			Lap 49			Lap 50		
No	Behind	Laptime	No	Behind	Laptime	No	Behind	Laptime	No	Behind	Laptime	No	Behind	Laptime
5		1:18.347	5		1:18.975 P	91		1:18.034	91		1:18.368	91		1:20.154 P
7	3 LAPS	1:17.699	7	3 LAPS	1:18.804	14	6 LAPS	1:21.170 P	56	2 LAPS	1:18.092	56	2 LAPS	1:19.104
20	9 LAPS	1:17.171	20	9 LAPS	1:19.181	56	2 LAPS	1:17.383	24	1 LAP	1:18.660	24	1 LAP	1:18.355
91	18.520	1:17.947	91	17.523	1:17.978	24	1 LAP	1:20.122	88	4 LAPS	1:15.255	88	4 LAPS	1:15.214
14	6 LAPS	1:18.323	14	6 LAPS	1:18.395	88	4 LAPS	1:15.128	22	41.545	1:17.786	22	39.687	1:18.296
56	2 LAPS	1:18.442	56	2 LAPS	1:18.261	22	42.127	1:18.688	7	2 LAPS	1:22.334	7	2 LAPS	1:20.340 P
24	1 LAP	3:23.572	24	1 LAP	1:21.947	47	4 LAPS	1:24.140	20	8 LAPS	1:20.134	20	8 LAPS	1:18.392 P
88	4 LAPS	1:15.956	88	4 LAPS	1:14.567	7	2 LAPS	1:17.863	5	1 LAP	4:02.168	5	1 LAP	1:26.182
22	1:00.461	1:18.011	22	58.996	1:17.510	62	1 LAP	1:18.047	47	4 LAPS	1:28.096	47	4 LAPS	1:25.704
			47	4 LAPS	3:55.396	20	8 LAPS	1:16.816	62	1 LAP	1:23.028 P	56	1 LAP	1:18.047
			7	2 LAPS	1:18.337							88	3 LAPS	1:18.028

Weather / Track : Showers / Variable

Donington Park National
Circuit Length = 1.9791 miles
Start: 17:03 End: 19:07

AMR GT4 Challenge of Great Britain
RACE 6 - LAP CHART _GT4 CLASS

Lap 51			Lap 52			Lap 53			Lap 54			Lap 55		
No	Behind	Laptime	No	Behind	Laptime	No	Behind	Laptime	No	Behind	Laptime	No	Behind	Laptime
22		1:17.919	22		1:18.133	22		1:18.315	22		1:17.837	22		1:18.279
14	8 LAPS	4:48.191	91	1 LAP	3:44.621	7	4 LAPS	3:43.477	7	4 LAPS	1:18.615	7	4 LAPS	1:16.612
47	4 LAPS	1:23.093	62	3 LAPS	3:57.838	91	1 LAP	1:19.442	91	1 LAP	1:18.712	91	1 LAP	1:18.634
5	1 LAP	1:25.939	14	8 LAPS	1:30.554	62	3 LAPS	1:18.514	62	3 LAPS	1:17.938	62	3 LAPS	1:17.423
56	1 LAP	1:17.318	47	4 LAPS	1:22.977	14	8 LAPS	1:28.084	56	1 LAP	1:19.093	56	1 LAP	1:19.731 P
20	8 LAPS	1:49.858 P	5	1 LAP	1:24.103	56	1 LAP	1:18.221	47	4 LAPS	1:23.075	88	3 LAPS	1:15.612
88	3 LAPS	1:15.258	56	1 LAP	1:19.419	47	4 LAPS	1:22.709	88	3 LAPS	1:17.640	47	4 LAPS	1:23.355
24	1:06.148	1:16.968	88	3 LAPS	1:14.778	88	3 LAPS	1:15.190	14	8 LAPS	1:28.927	14	8 LAPS	1:24.204
			24	1:05.170	1:17.155	5	1 LAP	1:31.473	20	10 LAPS	3:54.887	20	10 LAPS	1:21.925
						24	1:04.184	1:17.329	24	1:08.138	1:21.791 P	5	1 LAP	1:24.110
									5	1 LAP	1:26.149			

Weather / Track : Showers / Variable

Donington Park National
Circuit Length = 1.9791 miles
Start: 17:03 End: 19:07

AMR GT4 Challenge of Great Britain
RACE 6 - LAP CHART _GT4 CLASS

Lap 56			Lap 57			Lap 58			Lap 59			Lap 60		
No	Behind	Laptime	No	Behind	Laptime	No	Behind	Laptime	No	Behind	Laptime	No	Behind	Laptime
22		1:18.464	22		1:18.875	22		1:20.885	22		1:24.078	22		1:37.403 P
24	1 LAP	1:35.296	5	2 LAPS	1:23.761	24	1 LAP	1:20.421	7	4 LAPS	1:22.014	14	9 LAPS	1:40.458
7	4 LAPS	1:16.057	24	1 LAP	1:17.665	7	4 LAPS	1:18.123	24	1 LAP	1:27.976	7	4 LAPS	1:34.712
91	1 LAP	1:18.502	7	4 LAPS	1:15.777	5	2 LAPS	1:25.028	5	2 LAPS	1:29.857	62	3 LAPS	1:40.110 P
62	3 LAPS	1:18.443	91	1 LAP	1:19.529	62	3 LAPS	1:19.874	62	3 LAPS	1:24.911	88	3 LAPS	1:29.754
88	3 LAPS	1:15.477	62	3 LAPS	1:19.799	91	1 LAP	1:22.664	91	1 LAP	1:23.728	91	1 LAP	1:40.776 P
47	4 LAPS	1:21.472	88	3 LAPS	1:16.663	56	3 LAPS	3:48.197	88	3 LAPS	1:22.867	56	3 LAPS	1:39.722
20	10 LAPS	1:21.880	47	4 LAPS	1:21.894	88	3 LAPS	1:17.961	56	3 LAPS	1:28.432	5	2 LAPS	2:22.894 P
14	8 LAPS	1:27.689	20	10 LAPS	1:26.016	47	4 LAPS	1:22.583	47	4 LAPS	1:32.728	47	4 LAPS	1:45.380
			14	8 LAPS	1:24.481	20	10 LAPS	1:27.003	20	10 LAPS	1:35.546	24	1 LAP	2:56.275
						14	8 LAPS	1:25.618				20	10 LAPS	1:42.751

Weather / Track : Showers / Variable

Donington Park National
Circuit Length = 1.9791 miles
Start: 17:03 End: 19:07

AMR GT4 Challenge of Great Britain
RACE 6 - LAP CHART _GT4 CLASS

Lap 61			Lap 62			Lap 63			Lap 64			Lap 65		
No	Behind	Laptime	No	Behind	Laptime	No	Behind	Laptime	No	Behind	Laptime	No	Behind	Laptime
22		3:59.761	22		1:29.071	22		1:27.134	22		1:24.915	22		1:27.129
56	2 LAPS	1:37.009	56	2 LAPS	1:33.922	56	2 LAPS	1:32.022	56	2 LAPS	1:30.375	24	1 LAP	1:36.277
62	2 LAPS	1:36.193	62	2 LAPS	1:34.659	62	2 LAPS	1:31.466	91	1 LAP	1:29.127	47	4 LAPS	1:38.236
91	1 LAP	3:51.919	91	1 LAP	1:28.274	91	1 LAP	1:28.034	62	2 LAPS	1:45.085	14	8 LAPS	1:34.965
24	41.976	1:35.497	7	2 LAPS	1:37.122	20	11 LAPS	4:27.103	20	11 LAPS	1:39.723	56	2 LAPS	1:29.892
47	3 LAPS	1:45.751	47	3 LAPS	1:40.246	88	1 LAP	1:27.813	88	1 LAP	1:26.617	91	1 LAP	1:27.226
7	2 LAPS	1:36.084	88	1 LAP	1:29.268	7	2 LAPS	1:31.661	7	2 LAPS	1:29.831	62	2 LAPS	1:31.907
14	7 LAPS	1:38.865	24	1:09.097	1:56.192	47	3 LAPS	1:38.235				88	1 LAP	1:26.124
88	1 LAP	1:28.619	14	7 LAPS	1:37.663	24	1:18.054	1:36.091				7	2 LAPS	1:30.073
						14	7 LAPS	1:35.091				20	11 LAPS	1:38.971

Weather / Track : Showers / Variable

Donington Park National
 Circuit Length = 1.9791 miles
 Start: 17:03 End: 19:07

AMR GT4 Challenge of Great Britain
RACE 6 - LAP CHART _GT4 CLASS

Lap 66			Lap 67			Lap 68			Lap 69			Lap 70		
No	Behind	Laptime	No	Behind	Laptime	No	Behind	Laptime	No	Behind	Laptime	No	Behind	Laptime
22		1:23.885	22		1:22.402	22		1:23.115	22		1:19.921	22		1:18.990
24	1 LAP	1:31.859	20	12 LAPS	1:36.242	7	3 LAPS	1:28.666	7	3 LAPS	1:26.238	7	3 LAPS	1:24.009
47	4 LAPS	1:34.830	24	1 LAP	1:30.258	20	12 LAPS	1:32.658	20	12 LAPS	1:28.532	20	12 LAPS	1:27.122
14	8 LAPS	1:34.817	47	4 LAPS	1:32.580	24	1 LAP	1:29.349	24	1 LAP	1:28.778	24	1 LAP	1:28.183
56	2 LAPS	1:31.184	14	8 LAPS	1:32.172	47	4 LAPS	1:30.298	47	4 LAPS	1:29.864	47	4 LAPS	1:28.388
91	1 LAP	1:27.867	56	2 LAPS	1:29.318	14	8 LAPS	1:30.544	14	8 LAPS	1:29.496	56	2 LAPS	1:25.795
62	2 LAPS	1:33.047	91	1 LAP	1:28.269	56	2 LAPS	1:27.443	56	2 LAPS	1:25.577	14	8 LAPS	1:30.446
88	1 LAP	1:23.988	62	2 LAPS	1:32.764	91	1 LAP	1:26.650	91	1 LAP	1:26.666	91	1 LAP	1:26.500
7	2 LAPS	1:27.353	88	1 LAP	1:21.820	88	1 LAP	1:20.693	88	1 LAP	1:19.571	88	1 LAP	1:18.717
						62	2 LAPS	1:31.363	62	2 LAPS	1:26.042			

Weather / Track : Showers / Variable

Donington Park National
 Circuit Length = 1.9791 miles
 Start: 17:03 End: 19:07

AMR GT4 Challenge of Great Britain
RACE 6 - LAP CHART _GT4 CLASS

Lap 71			Lap 72			Lap 73			Lap 74			Lap 75		
No	Behind	Laptime	No	Behind	Laptime	No	Behind	Laptime	No	Behind	Laptime	No	Behind	Laptime
22		1:17.521	22		1:16.099	22		1:16.970	22		1:17.927	22		1:16.810
62	3 LAPS	1:25.654	62	3 LAPS	1:25.279	91	2 LAPS	1:26.586	47	5 LAPS	1:26.071	47	5 LAPS	1:24.998
7	3 LAPS	1:22.714	7	3 LAPS	1:21.773	62	3 LAPS	1:23.224	14	9 LAPS	1:26.786	14	9 LAPS	1:24.891
20	12 LAPS	1:24.133	20	12 LAPS	1:23.658	7	3 LAPS	1:20.466	91	2 LAPS	1:26.782	91	2 LAPS	1:26.380
24	1 LAP	1:25.613	24	1 LAP	1:25.424	20	12 LAPS	1:21.320	62	3 LAPS	1:22.882	62	3 LAPS	1:22.989
56	2 LAPS	1:25.050	56	2 LAPS	1:23.603	24	1 LAP	1:25.558	7	3 LAPS	1:20.035	7	3 LAPS	1:17.682
47	4 LAPS	1:27.348	88	1 LAP	1:19.326	88	1 LAP	1:19.887	20	12 LAPS	1:20.285	20	12 LAPS	1:19.823
14	8 LAPS	1:26.692	47	4 LAPS	1:30.220	56	2 LAPS	1:21.720	88	1 LAP	1:18.346	88	1 LAP	1:18.591
88	1 LAP	1:18.179	14	8 LAPS	1:28.888				24	1 LAP	1:24.937			
91	1 LAP	1:27.119							56	2 LAPS	1:22.205			

AMR GT4 Challenge of Great Britain
RACE 6 - LAP CHART _GT4 CLASS

Lap 76			Lap 77			Lap 78			Lap 79			Lap 80		
No	Behind	Laptime	No	Behind	Laptime	No	Behind	Laptime	No	Behind	Laptime	No	Behind	Laptime
22		1:18.220	22		1:15.905	22		1:17.446	22		1:16.927	22		1:16.091
56	3 LAPS	1:22.558	56	3 LAPS	1:21.622	56	3 LAPS	1:20.793	56	3 LAPS	1:20.764	56	3 LAPS	1:20.645
24	2 LAPS	1:25.861	24	2 LAPS	1:23.532	24	2 LAPS	1:23.883	24	2 LAPS	1:23.151	24	2 LAPS	1:23.219
47	5 LAPS	1:24.093	47	5 LAPS	1:22.868	47	5 LAPS	1:23.448	47	5 LAPS	1:23.311	7	3 LAPS	1:20.772
14	9 LAPS	1:23.791	14	9 LAPS	1:24.000	14	9 LAPS	1:22.735	14	9 LAPS	1:22.220	47	5 LAPS	1:24.412
91	2 LAPS	1:27.137	7	3 LAPS	1:22.387	7	3 LAPS	1:18.725	7	3 LAPS	1:18.388	14	9 LAPS	1:24.906
62	3 LAPS	1:21.993	62	3 LAPS	1:25.198	62	3 LAPS	1:20.418	62	3 LAPS	1:21.288	62	3 LAPS	1:19.749
7	3 LAPS	1:20.183	91	2 LAPS	1:27.855	91	2 LAPS	1:28.369	20	12 LAPS	1:18.323	20	12 LAPS	1:18.425
20	12 LAPS	1:19.087	20	12 LAPS	1:18.440	20	12 LAPS	1:19.085	91	2 LAPS	1:27.587	88	1 LAP	1:16.646
88	1 LAP	1:16.371	88	1 LAP	1:16.056	88	1 LAP	1:15.517	88	1 LAP	1:16.246	91	2 LAPS	1:24.784

Weather / Track : Showers / Variable

Donington Park National
Circuit Length = 1.9791 miles
Start: 17:03 End: 19:07

AMR GT4 Challenge of Great Britain
RACE 6 - LAP CHART _GT4 CLASS

Lap 81			Lap 82			Lap 83			Lap 84			Lap 85		
No	Behind	Laptime	No	Behind	Laptime	No	Behind	Laptime	No	Behind	Laptime	No	Behind	Laptime
22		1:16.628	22		1:18.068	22		1:16.751	22		1:17.007	22		1:16.012
56	3 LAPS	1:20.997	91	3 LAPS	1:26.904	91	3 LAPS	1:27.241	88	2 LAPS	1:21.852	88	2 LAPS	1:19.281
24	2 LAPS	1:23.040	56	3 LAPS	1:19.595	56	3 LAPS	1:19.097	91	3 LAPS	1:27.309	56	3 LAPS	1:19.830
7	3 LAPS	1:17.843	24	2 LAPS	1:23.724	7	3 LAPS	1:19.784	56	3 LAPS	1:19.034	91	3 LAPS	1:26.763
47	5 LAPS	1:22.661	7	3 LAPS	1:17.436	24	2 LAPS	1:23.788	7	3 LAPS	1:16.751	7	3 LAPS	1:16.349
14	9 LAPS	1:22.686	47	5 LAPS	1:23.949	62	3 LAPS	1:23.261	24	2 LAPS	1:23.592	24	2 LAPS	1:23.902
62	3 LAPS	1:19.276	62	3 LAPS	1:22.891	47	5 LAPS	1:25.145	62	3 LAPS	1:19.747	62	3 LAPS	1:19.678
20	12 LAPS	1:18.579	14	9 LAPS	1:23.926	14	9 LAPS	1:25.069	20	12 LAPS	1:21.098	20	12 LAPS	1:16.640
88	1 LAP	1:19.042	20	12 LAPS	1:18.404	20	12 LAPS	1:18.013	47	5 LAPS	1:23.707			
			88	1 LAP	1:20.394				14	9 LAPS	1:23.534			

Weather / Track : Showers / Variable

Donington Park National
 Circuit Length = 1.9791 miles
 Start: 17:03 End: 19:07

AMR GT4 Challenge of Great Britain
RACE 6 - LAP CHART _GT4 CLASS

Lap 86			Lap 87		
No	Behind	Laptime	No	Behind	Laptime
22		1:18.265	22		1:18.393
47	6 LAPS	1:22.466	47	6 LAPS	1:21.959
14	10 LAPS	1:22.417	14	10 LAPS	1:21.904
88	2 LAPS	1:19.341	88	2 LAPS	1:20.816
56	3 LAPS	1:19.019	56	3 LAPS	1:19.194
91	3 LAPS	1:27.055	91	3 LAPS	1:27.601
7	3 LAPS	1:17.902	20	12 LAPS	1:19.121
24	2 LAPS	1:24.664	24	2 LAPS	1:25.876
20	12 LAPS	1:17.585	62	3 LAPS	1:23.334
62	3 LAPS	1:21.325			

Weather / Track : Showers / Variable

Donington Park National
 Circuit Length = 1.9791 miles
 Start: 17:03 End: 19:07

AMR GT4 Challenge of Great Britain

RACE 6 - LAP ANALYSIS

5 SMAIL - REDDYHOUGH				GT4 Aston Martin N24 - Mardi Gras Motorsport			
1 -	1:40.933	+ 23.618	17:05:12.037	30 -	1:20.046	+ 2.731	17:45:32.816
2 -	1:34.942	+ 17.627	17:06:46.979	31 -	1:17.824	+ 0.509	17:46:50.640
3 -	1:33.258	+ 15.943	17:08:20.237	32 -	1:18.110	+ 0.795	17:48:08.750
4 -	1:30.486	+ 13.171	17:09:50.723	33 -	1:17.891	+ 0.576	17:49:26.641
5 -	1:29.848	+ 12.533	17:11:20.571	34 -	1:17.838	+ 0.523	17:50:44.479
6 -	1:27.212	+ 9.897	17:12:47.783	35 -	1:17.924	+ 0.609	17:52:02.403
7 -	1:27.235	+ 9.920	17:14:15.018	36 -	1:18.328	+ 1.013	17:53:20.731
8 -	1:24.459	+ 7.144	17:15:39.477	37 -	1:17.969	+ 0.654	17:54:38.700
9 -	1:22.764	+ 5.449	17:17:02.241	38 -	1:18.254	+ 0.939	17:55:56.954
10 -	1:23.713	+ 6.398	17:18:25.954	39 -	1:18.586	+ 1.271	17:57:15.540
11 -	1:24.148	+ 6.833	17:19:50.102	40 -	1:17.925	+ 0.610	17:58:33.465
12 -	1:24.100	+ 6.785	17:21:14.202	41 -	1:17.588	+ 0.273	17:59:51.053
13 -	1:23.751	+ 6.436	17:22:37.953	42 -	1:17.710	+ 0.395	18:01:08.763
14 -	1:22.895	+ 5.580	17:24:00.848	43 -	1:17.521	+ 0.206	18:02:26.284
15 -	1:22.826	+ 5.511	17:25:23.674	44 -	1:17.315		18:03:43.599
16 -	1:22.541	+ 5.226	17:26:46.215	45 -	1:18.288	+ 0.973	18:05:01.887
17 -	1:22.825	+ 5.510	17:28:09.040	46 -	1:18.347	+ 1.032	18:06:20.234
18 -	1:21.427	+ 4.112	17:29:30.467	47 -	1:18.975 P	+ 1.660	18:07:39.209
19 -	1:22.152	+ 4.837	17:30:52.619	48 -	4:02.168	+ 2:44.853	18:11:41.377
20 -	1:21.929	+ 4.614	17:32:14.548	49 -	1:26.182	+ 8.867	18:13:07.559
21 -	1:22.255	+ 4.940	17:33:36.803	50 -	1:25.939	+ 8.624	18:14:33.498
22 -	1:21.110	+ 3.795	17:34:57.913	51 -	1:24.103	+ 6.788	18:15:57.601
23 -	1:19.228	+ 1.913	17:36:17.141	52 -	1:31.473	+ 14.158	18:17:29.074
24 -	1:20.509	+ 3.194	17:37:37.650	53 -	1:26.149	+ 8.834	18:18:55.223
25 -	1:18.950	+ 1.635	17:38:56.600	54 -	1:24.110	+ 6.795	18:20:19.333
26 -	1:18.699	+ 1.384	17:40:15.299	55 -	1:23.761	+ 6.446	18:21:43.094
27 -	1:18.385	+ 1.070	17:41:33.684	56 -	1:25.028	+ 7.713	18:23:08.122
28 -	1:20.913	+ 3.598	17:42:54.597	57 -	1:29.857	+ 12.542	18:24:37.979
29 -	1:18.173	+ 0.858	17:44:12.770	58 -	2:22.894 P	+ 1:05.579	18:27:00.873
7 BROWN-CRIPPS-WEST				GT4 Aston Martin N24 - MB Racing			
1 -	1:40.081	+ 24.304	17:05:11.185	43 -	1:17.699	+ 1.922	18:06:20.740
2 -	1:35.093	+ 19.316	17:06:46.278	44 -	1:18.804	+ 3.027	18:07:39.544
3 -	1:33.838	+ 18.061	17:08:20.116	45 -	1:18.337	+ 2.560	18:08:57.881
4 -	1:30.216	+ 14.439	17:09:50.332	46 -	1:17.863	+ 2.086	18:10:15.744
5 -	1:31.874	+ 16.097	17:11:22.206	47 -	1:22.334	+ 6.557	18:11:38.078
6 -	1:28.585	+ 12.808	17:12:50.791	48 -	1:20.340 P	+ 4.563	18:12:58.418
7 -	1:25.796	+ 10.019	17:14:16.587	49 -	3:43.477	+ 2:27.700	18:16:41.895
8 -	1:24.133	+ 8.356	17:15:40.720	50 -	1:18.615	+ 2.838	18:18:00.510
9 -	1:22.531	+ 6.754	17:17:03.251	51 -	1:16.612	+ 0.835	18:19:17.122
10 -	2:03.914	+ 48.137	17:19:07.165	52 -	1:16.057	+ 0.280	18:20:33.179
11 -	1:31.558	+ 15.781	17:20:38.723	53 -	1:15.777		18:21:48.956
12 -	1:24.860	+ 9.083	17:22:03.583	54 -	1:18.123	+ 2.346	18:23:07.079
13 -	1:23.000	+ 7.223	17:23:26.583	55 -	1:22.014	+ 6.237	18:24:29.093
14 -	1:23.315	+ 7.538	17:24:49.898	56 -	1:34.712	+ 18.935	18:26:03.805
15 -	1:24.091	+ 8.314	17:26:13.989	57 -	1:39.101	+ 23.324	18:27:42.906
16 -	1:26.474	+ 10.697	17:27:40.463	58 -	1:39.620	+ 23.843	18:29:22.526
17 -	1:24.183	+ 8.406	17:29:04.646	59 -	1:36.084	+ 20.307	18:30:58.610
18 -	1:25.233	+ 9.456	17:30:29.879	60 -	1:37.122	+ 21.345	18:32:35.732
19 -	1:26.295	+ 10.518	17:31:56.174	61 -	1:31.661	+ 15.884	18:34:07.393
20 -	1:40.464 P	+ 24.687	17:33:36.638	62 -	1:29.831	+ 14.054	18:35:37.224
21 -	4:00.910	+ 2:45.133	17:37:37.548	63 -	1:30.073	+ 14.296	18:37:07.297
22 -	1:22.131	+ 6.354	17:38:59.679	64 -	1:27.353	+ 11.576	18:38:34.650
23 -	1:20.989	+ 5.212	17:40:20.668	65 -	1:28.666	+ 12.889	18:40:03.316
24 -	1:24.075	+ 8.298	17:41:44.743	66 -	1:26.238	+ 10.461	18:41:29.554
25 -	1:19.731	+ 3.954	17:43:04.474	67 -	1:24.009	+ 8.232	18:42:53.563
26 -	1:19.829	+ 4.052	17:44:24.303	68 -	1:22.714	+ 6.937	18:44:16.277
27 -	1:17.596	+ 1.819	17:45:41.899	69 -	1:21.773	+ 5.996	18:45:38.050
28 -	1:18.957	+ 3.180	17:47:00.856	70 -	1:20.466	+ 4.689	18:46:58.516
29 -	1:17.879	+ 2.102	17:48:18.735	71 -	1:20.035	+ 4.258	18:48:18.551
30 -	1:17.725	+ 1.948	17:49:36.460	72 -	1:17.682	+ 1.905	18:49:36.233
31 -	1:17.155	+ 1.378	17:50:53.615	73 -	1:20.183	+ 4.406	18:50:56.416

Weather / Track : Showers / Variable

Donington Park National
Circuit Length = 1.9791 miles
Start: 17:03 End: 19:07

AMR GT4 Challenge of Great Britain

RACE 6 - LAP ANALYSIS

32 -	1:18.123	+ 2.346	17:52:11.738	74 -	1:22.387	+ 6.610	18:52:18.803
33 -	1:17.688	+ 1.911	17:53:29.426	75 -	1:18.725	+ 2.948	18:53:37.528
34 -	1:17.757	+ 1.980	17:54:47.183	76 -	1:18.388	+ 2.611	18:54:55.916
35 -	1:16.392	+ 0.615	17:56:03.575	77 -	1:20.772	+ 4.995	18:56:16.688
36 -	1:16.334	+ 0.557	17:57:19.909	78 -	1:17.843	+ 2.066	18:57:34.531
37 -	1:16.751	+ 0.974	17:58:36.660	79 -	1:17.436	+ 1.659	18:58:51.967
38 -	1:16.518	+ 0.741	17:59:53.178	80 -	1:19.784	+ 4.007	19:00:11.751
39 -	1:16.903	+ 1.126	18:01:10.081	81 -	1:16.751	+ 0.974	19:01:28.502
40 -	1:17.635	+ 1.858	18:02:27.716	82 -	1:16.349	+ 0.572	19:02:44.851
41 -	1:17.501	+ 1.724	18:03:45.217	83 -	1:17.902	+ 2.125	19:04:02.753
42 -	1:17.824	+ 2.047	18:05:03.041				
14	JOHNSON-JOHNSON			GT4 Aston Martin N24 - Adrian Johnson Racing			
1 -	1:42.632	+ 25.483	17:05:13.736	40 -	1:18.323	+ 1.174	18:06:45.940
2 -	1:35.744	+ 18.595	17:06:49.480	41 -	1:18.395	+ 1.246	18:08:04.335
3 -	1:32.421	+ 15.272	17:08:21.901	42 -	1:21.170 P	+ 4.021	18:09:25.505
4 -	1:31.108	+ 13.959	17:09:53.009	43 -	4:48.191	+ 3:31.042	18:14:13.696
5 -	1:30.348	+ 13.199	17:11:23.357	44 -	1:30.554	+ 13.405	18:15:44.250
6 -	1:29.503	+ 12.354	17:12:52.860	45 -	1:28.084	+ 10.935	18:17:12.334
7 -	1:26.776	+ 9.627	17:14:19.636	46 -	1:28.927	+ 11.778	18:18:41.261
8 -	1:27.079	+ 9.930	17:15:46.715	47 -	1:24.204	+ 7.055	18:20:05.465
9 -	1:27.865	+ 10.716	17:17:14.580	48 -	1:27.689	+ 10.540	18:21:33.154
10 -	1:23.430	+ 6.281	17:18:38.010	49 -	1:24.481	+ 7.332	18:22:57.635
11 -	2:40.684 P	+ 1:23.535	17:21:18.694	50 -	1:25.618	+ 8.469	18:24:23.253
12 -	6:54.628	+ 5:37.479	17:28:13.322	51 -	1:40.458	+ 23.309	18:26:03.711
13 -	1:24.249	+ 7.100	17:29:37.571	52 -	1:44.096	+ 26.947	18:27:47.807
14 -	1:22.652	+ 5.503	17:31:00.223	53 -	1:41.385	+ 24.236	18:29:29.192
15 -	1:23.486	+ 6.337	17:32:23.709	54 -	1:38.865	+ 21.716	18:31:08.057
16 -	1:19.604	+ 2.455	17:33:43.313	55 -	1:37.663	+ 20.514	18:32:45.720
17 -	1:18.265	+ 1.116	17:35:01.578	56 -	1:35.091	+ 17.942	18:34:20.811
18 -	1:18.053	+ 0.904	17:36:19.631	57 -	1:34.965	+ 17.816	18:35:55.776
19 -	1:20.519	+ 3.370	17:37:40.150	58 -	1:34.817	+ 17.668	18:37:30.593
20 -	1:18.537	+ 1.388	17:38:58.687	59 -	1:32.172	+ 15.023	18:39:02.765
21 -	1:17.974	+ 0.825	17:40:16.661	60 -	1:30.544	+ 13.395	18:40:33.309
22 -	1:17.385	+ 0.236	17:41:34.046	61 -	1:29.496	+ 12.347	18:42:02.805
23 -	1:18.351	+ 1.202	17:42:52.397	62 -	1:30.446	+ 13.297	18:43:33.251
24 -	1:17.400	+ 0.251	17:44:09.797	63 -	1:26.692	+ 9.543	18:44:59.943
25 -	1:19.613	+ 2.464	17:45:29.410	64 -	1:28.888	+ 11.739	18:46:28.831
26 -	1:17.517	+ 0.368	17:46:46.927	65 -	1:26.786	+ 9.637	18:47:55.617
27 -	1:17.544	+ 0.395	17:48:04.471	66 -	1:24.891	+ 7.742	18:49:20.508
28 -	1:17.329	+ 0.180	17:49:21.800	67 -	1:23.791	+ 6.642	18:50:44.299
29 -	1:19.777 P	+ 2.628	17:50:41.577	68 -	1:24.000	+ 6.851	18:52:08.299
30 -	2:58.707	+ 1:41.558	17:53:40.284	69 -	1:22.735	+ 5.586	18:53:31.034
31 -	1:24.142	+ 6.993	17:55:04.426	70 -	1:22.220	+ 5.071	18:54:53.254
32 -	1:19.365	+ 2.216	17:56:23.791	71 -	1:24.906	+ 7.757	18:56:18.160
33 -	1:17.700	+ 0.551	17:57:41.491	72 -	1:22.686	+ 5.537	18:57:40.846
34 -	1:17.910	+ 0.761	17:58:59.401	73 -	1:23.926	+ 6.777	18:59:04.772
35 -	1:17.323	+ 0.174	18:00:16.724	74 -	1:25.069	+ 7.920	19:00:29.841
36 -	1:17.149		18:01:33.873	75 -	1:23.534	+ 6.385	19:01:53.375
37 -	1:17.432	+ 0.283	18:02:51.305	76 -	1:22.417	+ 5.268	19:03:15.792
38 -	1:18.831	+ 1.682	18:04:10.136	77 -	1:21.904	+ 4.755	19:04:37.696
39 -	1:17.481	+ 0.332	18:05:27.617				
20	ODUNSI-HOPE			GT4 Aston Martin GT4 - Track-Club.com			
1 -	1:38.282	+ 23.059	17:05:09.386	39 -	1:16.559	+ 1.336	18:09:04.426
2 -	1:35.629	+ 20.406	17:06:45.015	40 -	1:16.816	+ 1.593	18:10:21.242
3 -	1:31.708	+ 16.485	17:08:16.723	41 -	1:20.134	+ 4.911	18:11:41.376
4 -	1:29.728	+ 14.505	17:09:46.451	42 -	1:18.392 P	+ 3.169	18:12:59.768
5 -	8:53.857 P	+ 7:38.634	17:18:40.308	43 -	1:49.858 P	+ 34.635	18:14:49.626
6 -	6:21.089	+ 5:05.866	17:25:01.397	44 -	3:54.887	+ 2:39.664	18:18:44.513
7 -	1:28.407	+ 13.184	17:26:29.804	45 -	1:21.925	+ 6.702	18:20:06.438
8 -	1:26.194	+ 10.971	17:27:55.998	46 -	1:21.880	+ 6.657	18:21:28.318
9 -	1:26.316	+ 11.093	17:29:22.314	47 -	1:26.016	+ 10.793	18:22:54.334
10 -	1:25.733	+ 10.510	17:30:48.047	48 -	1:27.003	+ 11.780	18:24:21.337

Weather / Track : Showers / Variable

Donington Park National
Circuit Length = 1.9791 miles
Start: 17:03 End: 19:07

AMR GT4 Challenge of Great Britain

RACE 6 - LAP ANALYSIS

11 -	1:26.108	+ 10.885	17:32:14.155	49 -	1:35.546	+ 20.323	18:25:56.883
12 -	1:24.210	+ 8.987	17:33:38.365	50 -	1:42.751	+ 27.528	18:27:39.634
13 -	1:22.231	+ 7.008	17:35:00.596	51 -	1:43.100 P	+ 27.877	18:29:22.734
14 -	1:22.086	+ 6.863	17:36:22.682	52 -	4:27.103	+ 3:11.880	18:33:49.837
15 -	1:18.749	+ 3.526	17:37:41.431	53 -	1:39.723	+ 24.500	18:35:29.560
16 -	1:21.849	+ 6.626	17:39:03.280	54 -	1:38.971	+ 23.748	18:37:08.531
17 -	1:22.145	+ 6.922	17:40:25.425	55 -	1:36.242	+ 21.019	18:38:44.773
18 -	1:22.137	+ 6.914	17:41:47.562	56 -	1:32.658	+ 17.435	18:40:17.431
19 -	1:18.846	+ 3.623	17:43:06.408	57 -	1:28.532	+ 13.309	18:41:45.963
20 -	1:21.803	+ 6.580	17:44:28.211	58 -	1:27.122	+ 11.899	18:43:13.085
21 -	1:18.748	+ 3.525	17:45:46.959	59 -	1:24.133	+ 8.910	18:44:37.218
22 -	1:17.540	+ 2.317	17:47:04.499	60 -	1:23.658	+ 8.435	18:46:00.876
23 -	1:18.518	+ 3.295	17:48:23.017	61 -	1:21.320	+ 6.097	18:47:22.196
24 -	1:18.645	+ 3.422	17:49:41.662	62 -	1:20.285	+ 5.062	18:48:42.481
25 -	1:18.656	+ 3.433	17:51:00.318	63 -	1:19.823	+ 4.600	18:50:02.304
26 -	1:18.013	+ 2.790	17:52:18.331	64 -	1:19.087	+ 3.864	18:51:21.391
27 -	1:20.497	+ 5.274	17:53:38.828	65 -	1:18.440	+ 3.217	18:52:39.831
28 -	1:18.137	+ 2.914	17:54:56.965	66 -	1:19.085	+ 3.862	18:53:58.916
29 -	1:19.650	+ 4.427	17:56:16.615	67 -	1:18.323	+ 3.100	18:55:17.239
30 -	1:15.758	+ 0.535	17:57:32.373	68 -	1:18.425	+ 3.202	18:56:35.664
31 -	1:16.053	+ 0.830	17:58:48.426	69 -	1:18.579	+ 3.356	18:57:54.243
32 -	1:15.223		18:00:03.649	70 -	1:18.404	+ 3.181	18:59:12.647
33 -	1:16.720	+ 1.497	18:01:20.369	71 -	1:18.013	+ 2.790	19:00:30.660
34 -	1:15.796	+ 0.573	18:02:36.165	72 -	1:21.098	+ 5.875	19:01:51.758
35 -	1:16.736	+ 1.513	18:03:52.901	73 -	1:16.640	+ 1.417	19:03:08.398
36 -	1:18.614	+ 3.391	18:05:11.515	74 -	1:17.585	+ 2.362	19:04:25.983
37 -	1:17.171	+ 1.948	18:06:28.686	75 -	1:19.121	+ 3.898	19:05:45.104
38 -	1:19.181	+ 3.958	18:07:47.867				
21	John GOLDSMITH			INV Aston Martin DB6			
1 -	1:44.732	+ 15.959	17:05:15.836	15 -	4:02.107	+ 2:33.334	17:29:26.860
2 -	1:36.083	+ 7.310	17:06:51.919	16 -	1:32.239	+ 3.466	17:30:59.099
3 -	1:36.004	+ 7.231	17:08:27.923	17 -	1:33.677	+ 4.904	17:32:32.776
4 -	1:35.912	+ 7.139	17:10:03.835	18 -	1:32.505	+ 3.732	17:34:05.281
5 -	1:32.831	+ 4.058	17:11:36.666	19 -	1:29.394	+ 0.621	17:35:34.675
6 -	1:32.033	+ 3.260	17:13:08.699	20 -	1:28.808	+ 0.035	17:37:03.483
7 -	1:31.074	+ 2.301	17:14:39.773	21 -	1:28.773		17:38:32.256
8 -	1:30.783	+ 2.010	17:16:10.556	22 -	1:30.285	+ 1.512	17:40:02.541
9 -	1:31.468	+ 2.695	17:17:42.024	23 -	1:29.064	+ 0.291	17:41:31.605
10 -	1:32.576	+ 3.803	17:19:14.600	24 -	1:30.911	+ 2.138	17:43:02.516
11 -	1:31.717	+ 2.944	17:20:46.317	25 -	1:33.920	+ 5.147	17:44:36.436
12 -	1:31.812	+ 3.039	17:22:18.129	26 -	1:30.981	+ 2.208	17:46:07.417
13 -	1:31.598	+ 2.825	17:23:49.727	27 -	1:29.752	+ 0.979	17:47:37.169
14 -	1:35.026 P	+ 6.253	17:25:24.753	28 -	1:29.944	+ 1.171	17:49:07.113
22	BOUCHE-MANTELLLO			GT4 Aston Martin GT4 - IMMUN' AGE OSATO / Stratton Motorsport			
1 -	1:42.533	+ 27.974	17:05:13.637	45 -	1:16.723	+ 2.164	18:06:02.684
2 -	1:33.423	+ 18.864	17:06:47.060	46 -	1:18.011	+ 3.452	18:07:20.695
3 -	1:29.702	+ 15.143	17:08:16.762	47 -	1:17.510	+ 2.951	18:08:38.205
4 -	1:24.836	+ 10.277	17:09:41.598	48 -	1:18.688	+ 4.129	18:09:56.893
5 -	1:22.457	+ 7.898	17:11:04.055	49 -	1:17.786	+ 3.227	18:11:14.679
6 -	1:21.244	+ 6.685	17:12:25.299	50 -	1:18.296	+ 3.737	18:12:32.975
7 -	1:20.652	+ 6.093	17:13:45.951	51 -	1:17.919	+ 3.360	18:13:50.894
8 -	1:21.028	+ 6.469	17:15:06.979	52 -	1:18.133	+ 3.574	18:15:09.027
9 -	1:22.428	+ 7.869	17:16:29.407	53 -	1:18.315	+ 3.756	18:16:27.342
10 -	1:18.425	+ 3.866	17:17:47.832	54 -	1:17.837	+ 3.278	18:17:45.179
11 -	1:20.836	+ 6.277	17:19:08.668	55 -	1:18.279	+ 3.720	18:19:03.458
12 -	1:23.089	+ 8.530	17:20:31.757	56 -	1:18.464	+ 3.905	18:20:21.922
13 -	1:18.148	+ 3.589	17:21:49.905	57 -	1:18.875	+ 4.316	18:21:40.797
14 -	1:20.933	+ 6.374	17:23:10.838	58 -	1:20.885	+ 6.326	18:23:01.682
15 -	1:19.142	+ 4.583	17:24:29.980	59 -	1:24.078	+ 9.519	18:24:25.760
16 -	1:16.560	+ 2.001	17:25:46.540	60 -	1:37.403 P	+ 22.844	18:26:03.163
17 -	1:17.628	+ 3.069	17:27:04.168	61 -	3:59.761	+ 2:45.202	18:30:02.924
18 -	1:21.825	+ 7.266	17:28:25.993	62 -	1:29.071	+ 14.512	18:31:31.995

Weather / Track : Showers / Variable

Donington Park National
Circuit Length = 1.9791 miles
Start: 17:03 End: 19:07

AMR GT4 Challenge of Great Britain

RACE 6 - LAP ANALYSIS

19 -	1:20.996	+ 6.437	17:29:46.989	63 -	1:27.134	+ 12.575	18:32:59.129
20 -	1:15.724	+ 1.165	17:31:02.713	64 -	1:24.915	+ 10.356	18:34:24.044
21 -	1:18.356	+ 3.797	17:32:21.069	65 -	1:27.129	+ 12.570	18:35:51.173
22 -	1:17.071	+ 2.512	17:33:38.140	66 -	1:23.885	+ 9.326	18:37:15.058
23 -	1:16.366	+ 1.807	17:34:54.506	67 -	1:22.402	+ 7.843	18:38:37.460
24 -	1:14.559		17:36:09.065	68 -	1:23.115	+ 8.556	18:40:00.575
25 -	1:14.959	+ 0.400	17:37:24.024	69 -	1:19.921	+ 5.362	18:41:20.496
26 -	1:14.616	+ 0.057	17:38:38.640	70 -	1:18.990	+ 4.431	18:42:39.486
27 -	1:18.300 P	+ 3.741	17:39:56.940	71 -	1:17.521	+ 2.962	18:43:57.007
28 -	3:54.423	+ 2:39.864	17:43:51.363	72 -	1:16.099	+ 1.540	18:45:13.106
29 -	1:23.947	+ 9.388	17:45:15.310	73 -	1:16.970	+ 2.411	18:46:30.076
30 -	1:18.612	+ 4.053	17:46:33.922	74 -	1:17.927	+ 3.368	18:47:48.003
31 -	1:18.752	+ 4.193	17:47:52.674	75 -	1:16.810	+ 2.251	18:49:04.813
32 -	1:18.652	+ 4.093	17:49:11.326	76 -	1:18.220	+ 3.661	18:50:23.033
33 -	1:19.662	+ 5.103	17:50:30.988	77 -	1:15.905	+ 1.346	18:51:38.938
34 -	1:18.965	+ 4.406	17:51:49.953	78 -	1:17.446	+ 2.887	18:52:56.384
35 -	1:18.366	+ 3.807	17:53:08.319	79 -	1:16.927	+ 2.368	18:54:13.311
36 -	1:18.079	+ 3.520	17:54:26.398	80 -	1:16.091	+ 1.532	18:55:29.402
37 -	1:18.129	+ 3.570	17:55:44.527	81 -	1:16.628	+ 2.069	18:56:46.030
38 -	1:17.518	+ 2.959	17:57:02.045	82 -	1:18.068	+ 3.509	18:58:04.098
39 -	1:17.573	+ 3.014	17:58:19.618	83 -	1:16.751	+ 2.192	18:59:20.849
40 -	1:17.381	+ 2.822	17:59:36.999	84 -	1:17.007	+ 2.448	19:00:37.856
41 -	1:16.913	+ 2.354	18:00:53.912	85 -	1:16.012	+ 1.453	19:01:53.868
42 -	1:18.976	+ 4.417	18:02:12.888	86 -	1:18.265	+ 3.706	19:03:12.133
43 -	1:16.704	+ 2.145	18:03:29.592	87 -	1:18.393	+ 3.834	19:04:30.526
44 -	1:16.369	+ 1.810	18:04:45.961				

24	BONNER-BLACK		GT4 Aston Martin GT4 - Vantage Racing				
1 -	1:31.680	+ 17.914	17:05:02.784	44 -	1:23.753 P	+ 9.987	18:03:36.781
2 -	1:29.975	+ 16.209	17:06:32.759	45 -	3:23.572	+ 2:09.806	18:07:00.353
3 -	1:28.586	+ 14.820	17:08:01.345	46 -	1:21.947	+ 8.181	18:08:22.300
4 -	1:25.354	+ 11.588	17:09:26.699	47 -	1:20.122	+ 6.356	18:09:42.422
5 -	1:25.479	+ 11.713	17:10:52.178	48 -	1:18.660	+ 4.894	18:11:01.082
6 -	1:26.507	+ 12.741	17:12:18.685	49 -	1:18.355	+ 4.589	18:12:19.437
7 -	1:24.659	+ 10.893	17:13:43.344	50 -	1:20.637	+ 6.871	18:13:40.074
8 -	1:23.525	+ 9.759	17:15:06.869	51 -	1:16.968	+ 3.202	18:14:57.042
9 -	1:24.611	+ 10.845	17:16:31.480	52 -	1:17.155	+ 3.389	18:16:14.197
10 -	1:21.885	+ 8.119	17:17:53.365	53 -	1:17.329	+ 3.563	18:17:31.526
11 -	1:21.196	+ 7.430	17:19:14.561	54 -	1:21.791 P	+ 8.025	18:18:53.317
12 -	1:23.356	+ 9.590	17:20:37.917	55 -	1:35.296	+ 21.530	18:20:28.613
13 -	1:20.436	+ 6.670	17:21:58.353	56 -	1:17.665	+ 3.899	18:21:46.278
14 -	1:18.915	+ 5.149	17:23:17.268	57 -	1:20.421	+ 6.655	18:23:06.699
15 -	1:20.966	+ 7.200	17:24:38.234	58 -	1:27.976	+ 14.210	18:24:34.675
16 -	1:17.909	+ 4.143	17:25:56.143	59 -	2:56.275	+ 1:42.509	18:27:30.950
17 -	1:18.058	+ 4.292	17:27:14.201	60 -	1:38.453	+ 24.687	18:29:09.403
18 -	1:20.818	+ 7.052	17:28:35.019	61 -	1:35.497	+ 21.731	18:30:44.900
19 -	1:17.019	+ 3.253	17:29:52.038	62 -	1:56.192	+ 42.426	18:32:41.092
20 -	1:17.357	+ 3.591	17:31:09.395	63 -	1:36.091	+ 22.325	18:34:17.183
21 -	1:17.877	+ 4.111	17:32:27.272	64 -	1:36.277	+ 22.511	18:35:53.460
22 -	1:15.474	+ 1.708	17:33:42.746	65 -	1:31.859	+ 18.093	18:37:25.319
23 -	1:15.348	+ 1.582	17:34:58.094	66 -	1:30.258	+ 16.492	18:38:55.577
24 -	1:15.043	+ 1.277	17:36:13.137	67 -	1:29.349	+ 15.583	18:40:24.926
25 -	1:16.459	+ 2.693	17:37:29.596	68 -	1:28.778	+ 15.012	18:41:53.704
26 -	1:14.043	+ 0.277	17:38:43.639	69 -	1:28.183	+ 14.417	18:43:21.887
27 -	1:14.698	+ 0.932	17:39:58.337	70 -	1:25.613	+ 11.847	18:44:47.500
28 -	1:14.545	+ 0.779	17:41:12.882	71 -	1:25.424	+ 11.658	18:46:12.924
29 -	1:14.791	+ 1.025	17:42:27.673	72 -	1:25.558	+ 11.792	18:47:38.482
30 -	1:15.905	+ 2.139	17:43:43.578	73 -	1:24.937	+ 11.171	18:49:03.419
31 -	1:14.453	+ 0.687	17:44:58.031	74 -	1:25.861	+ 12.095	18:50:29.280
32 -	1:14.150	+ 0.384	17:46:12.181	75 -	1:23.532	+ 9.766	18:51:52.812
33 -	1:16.613	+ 2.847	17:47:28.794	76 -	1:23.883	+ 10.117	18:53:16.695
34 -	1:14.713	+ 0.947	17:48:43.507	77 -	1:23.151	+ 9.385	18:54:39.846
35 -	1:15.649	+ 1.883	17:49:59.156	78 -	1:23.219	+ 9.453	18:56:03.065
36 -	1:13.841	+ 0.075	17:51:12.997	79 -	1:23.040	+ 9.274	18:57:26.105
37 -	1:13.766		17:52:26.763	80 -	1:23.724	+ 9.958	18:58:49.829

Weather / Track : Showers / Variable

Donington Park National
Circuit Length = 1.9791 miles
Start: 17:03 End: 19:07

AMR GT4 Challenge of Great Britain

RACE 6 - LAP ANALYSIS

38 -	1:14.235	+ 0.469	17:53:40.998	81 -	1:23.788	+ 10.022	19:00:13.617
39 -	1:16.980	+ 3.214	17:54:57.978	82 -	1:23.592	+ 9.826	19:01:37.209
40 -	1:17.343	+ 3.577	17:56:15.321	83 -	1:23.902	+ 10.136	19:03:01.111
41 -	1:15.649	+ 1.883	17:57:30.970	84 -	1:24.664	+ 10.898	19:04:25.775
42 -	1:16.442 P	+ 2.676	17:58:47.412	85 -	1:25.876	+ 12.110	19:05:51.651
43 -	3:25.616	+ 2:11.850	18:02:13.028				
34	Martin MELLING			INV Aston Martin DB4 Lightweight			
1 -	1:45.769	+ 17.795	17:05:16.873	16 -	3:57.284	+ 2:29.310	17:30:45.498
2 -	1:36.421	+ 8.447	17:06:53.294	17 -	1:28.643	+ 0.669	17:32:14.141
3 -	1:34.947	+ 6.973	17:08:28.241	18 -	1:29.114	+ 1.140	17:33:43.255
4 -	1:34.566	+ 6.592	17:10:02.807	19 -	1:30.107	+ 2.133	17:35:13.362
5 -	1:33.097	+ 5.123	17:11:35.904	20 -	1:28.565	+ 0.591	17:36:41.927
6 -	1:32.042	+ 4.068	17:13:07.946	21 -	1:28.268	+ 0.294	17:38:10.195
7 -	1:31.044	+ 3.070	17:14:38.990	22 -	1:28.503	+ 0.529	17:39:38.698
8 -	1:30.736	+ 2.762	17:16:09.726	23 -	1:27.974		17:41:06.672
9 -	1:31.760	+ 3.786	17:17:41.486	24 -	1:28.686	+ 0.712	17:42:35.358
10 -	1:32.160	+ 4.186	17:19:13.646	25 -	1:30.252	+ 2.278	17:44:05.610
11 -	1:31.515	+ 3.541	17:20:45.161	26 -	1:32.476	+ 4.502	17:45:38.086
12 -	1:29.561	+ 1.587	17:22:14.722	27 -	1:34.419	+ 6.445	17:47:12.505
13 -	1:30.400	+ 2.426	17:23:45.122	28 -	1:30.585	+ 2.611	17:48:43.090
14 -	1:30.076	+ 2.102	17:25:15.198	29 -	1:31.639	+ 3.665	17:50:14.729
15 -	1:33.016 P	+ 5.042	17:26:48.214				
47	PATTERSON-WALKER			GT4 Aston Martin N24 - Stratton Motorsport			
1 -	1:38.480	+ 23.046	17:05:09.584	42 -	1:18.650 P	+ 3.216	18:04:54.534
2 -	1:30.891	+ 15.457	17:06:40.475	43 -	3:55.396	+ 2:39.962	18:08:49.930
3 -	1:29.917	+ 14.483	17:08:10.392	44 -	1:24.140	+ 8.706	18:10:14.070
4 -	1:27.397	+ 11.963	17:09:37.789	45 -	1:28.096	+ 12.662	18:11:42.166
5 -	1:26.383	+ 10.949	17:11:04.172	46 -	1:25.704	+ 10.270	18:13:07.870
6 -	1:28.376	+ 12.942	17:12:32.548	47 -	1:23.093	+ 7.659	18:14:30.963
7 -	1:27.030	+ 11.596	17:13:59.578	48 -	1:22.977	+ 7.543	18:15:53.940
8 -	1:27.233	+ 11.799	17:15:26.811	49 -	1:22.709	+ 7.275	18:17:16.649
9 -	1:25.404	+ 9.970	17:16:52.215	50 -	1:23.075	+ 7.641	18:18:39.724
10 -	1:26.413	+ 10.979	17:18:18.628	51 -	1:23.355	+ 7.921	18:20:03.079
11 -	1:25.199	+ 9.765	17:19:43.827	52 -	1:21.472	+ 6.038	18:21:24.551
12 -	1:27.676	+ 12.242	17:21:11.503	53 -	1:21.894	+ 6.460	18:22:46.445
13 -	1:28.419	+ 12.985	17:22:39.922	54 -	1:22.583	+ 7.149	18:24:09.028
14 -	1:26.775	+ 11.341	17:24:06.697	55 -	1:32.728	+ 17.294	18:25:41.756
15 -	1:26.093	+ 10.659	17:25:32.790	56 -	1:45.380	+ 29.946	18:27:27.136
16 -	1:25.761	+ 10.327	17:26:58.551	57 -	1:44.987	+ 29.553	18:29:12.123
17 -	1:28.888	+ 13.454	17:28:27.439	58 -	1:45.751	+ 30.317	18:30:57.874
18 -	1:28.103	+ 12.669	17:29:55.542	59 -	1:40.246	+ 24.812	18:32:38.120
19 -	1:26.603	+ 11.169	17:31:22.145	60 -	1:38.235	+ 22.801	18:34:16.355
20 -	1:26.152	+ 10.718	17:32:48.297	61 -	1:38.236	+ 22.802	18:35:54.591
21 -	1:26.209	+ 10.775	17:34:14.506	62 -	1:34.830	+ 19.396	18:37:29.421
22 -	1:28.360 P	+ 12.926	17:35:42.866	63 -	1:32.580	+ 17.146	18:39:02.001
23 -	4:12.042	+ 2:56.608	17:39:54.908	64 -	1:30.298	+ 14.864	18:40:32.299
24 -	1:22.854	+ 7.420	17:41:17.762	65 -	1:29.864	+ 14.430	18:42:02.163
25 -	1:19.204	+ 3.770	17:42:36.966	66 -	1:28.388	+ 12.954	18:43:30.551
26 -	1:19.392	+ 3.958	17:43:56.358	67 -	1:27.348	+ 11.914	18:44:57.899
27 -	1:18.108	+ 2.674	17:45:14.466	68 -	1:30.220	+ 14.786	18:46:28.119
28 -	1:16.945	+ 1.511	17:46:31.411	69 -	1:26.071	+ 10.637	18:47:54.190
29 -	1:16.329	+ 0.895	17:47:47.740	70 -	1:24.998	+ 9.564	18:49:19.188
30 -	1:17.428	+ 1.994	17:49:05.168	71 -	1:24.093	+ 8.659	18:50:43.281
31 -	1:15.798	+ 0.364	17:50:20.966	72 -	1:22.868	+ 7.434	18:52:06.149
32 -	1:17.796	+ 2.362	17:51:38.762	73 -	1:23.448	+ 8.014	18:53:29.597
33 -	1:15.699	+ 0.265	17:52:54.461	74 -	1:23.311	+ 7.877	18:54:52.908
34 -	1:15.434		17:54:09.895	75 -	1:24.412	+ 8.978	18:56:17.320
35 -	1:17.266	+ 1.832	17:55:27.161	76 -	1:22.661	+ 7.227	18:57:39.981
36 -	1:17.811	+ 2.377	17:56:44.972	77 -	1:23.949	+ 8.515	18:59:03.930
37 -	1:16.688	+ 1.254	17:58:01.660	78 -	1:25.145	+ 9.711	19:00:29.075
38 -	1:19.905 P	+ 4.471	17:59:21.565	79 -	1:23.707	+ 8.273	19:01:52.782
39 -	1:33.776	+ 18.342	18:00:55.341	80 -	1:22.466	+ 7.032	19:03:15.248

Weather / Track : Showers / Variable

Donington Park National
Circuit Length = 1.9791 miles
Start: 17:03 End: 19:07

AMR GT4 Challenge of Great Britain

RACE 6 - LAP ANALYSIS

40 -	1:18.336	+ 2.902	18:02:13.677	81 -	1:21.959	+ 6.525	19:04:37.207
41 -	1:22.207	+ 6.773	18:03:35.884				
56	EAKIN-TAFFINDER-EAKIN			GT4 Aston Martin N24 - Ultimate Speed			
1 -	1:50.694	+ 33.957	17:05:21.798	43 -	1:16.737		18:05:31.620
2 -	1:34.438	+ 17.701	17:06:56.236	44 -	1:18.442	+ 1.705	18:06:50.062
3 -	1:31.980	+ 15.243	17:08:28.216	45 -	1:18.261	+ 1.524	18:08:08.323
4 -	1:30.160	+ 13.423	17:09:58.376	46 -	1:17.383	+ 0.646	18:09:25.706
5 -	1:28.215	+ 11.478	17:11:26.591	47 -	1:18.092	+ 1.355	18:10:43.798
6 -	1:27.939	+ 11.202	17:12:54.530	48 -	1:19.104	+ 2.367	18:12:02.902
7 -	1:25.978	+ 9.241	17:14:20.508	49 -	1:18.047	+ 1.310	18:13:20.949
8 -	1:26.398	+ 9.661	17:15:46.906	50 -	1:17.318	+ 0.581	18:14:38.267
9 -	1:28.512	+ 11.775	17:17:15.418	51 -	1:19.419	+ 2.682	18:15:57.686
10 -	1:22.975	+ 6.238	17:18:38.393	52 -	1:18.221	+ 1.484	18:17:15.907
11 -	1:42.611	+ 25.874	17:20:21.004	53 -	1:19.093	+ 2.356	18:18:35.000
12 -	1:23.305	+ 6.568	17:21:44.309	54 -	1:19.731 P	+ 2.994	18:19:54.731
13 -	1:23.096	+ 6.359	17:23:07.405	55 -	3:48.197	+ 2:31.460	18:23:42.928
14 -	1:24.120	+ 7.383	17:24:31.525	56 -	1:28.432	+ 11.695	18:25:11.360
15 -	1:22.025	+ 5.288	17:25:53.550	57 -	1:39.722	+ 22.985	18:26:51.082
16 -	1:22.434	+ 5.697	17:27:15.984	58 -	1:38.502	+ 21.765	18:28:29.584
17 -	1:23.538	+ 6.801	17:28:39.522	59 -	1:37.009	+ 20.272	18:30:06.593
18 -	1:20.984	+ 4.247	17:30:00.506	60 -	1:33.922	+ 17.185	18:31:40.515
19 -	1:19.659	+ 2.922	17:31:20.165	61 -	1:32.022	+ 15.285	18:33:12.537
20 -	1:19.536	+ 2.799	17:32:39.701	62 -	1:30.375	+ 13.638	18:34:42.912
21 -	1:21.317	+ 4.580	17:34:01.018	63 -	1:29.892	+ 13.155	18:36:12.804
22 -	1:19.190	+ 2.453	17:35:20.208	64 -	1:31.184	+ 14.447	18:37:43.988
23 -	1:21.915	+ 5.178	17:36:42.123	65 -	1:29.318	+ 12.581	18:39:13.306
24 -	1:18.773	+ 2.036	17:38:00.896	66 -	1:27.443	+ 10.706	18:40:40.749
25 -	1:19.986 P	+ 3.249	17:39:20.882	67 -	1:25.577	+ 8.840	18:42:06.326
26 -	3:54.970	+ 2:38.233	17:43:15.852	68 -	1:25.795	+ 9.058	18:43:32.121
27 -	1:21.690	+ 4.953	17:44:37.542	69 -	1:25.050	+ 8.313	18:44:57.171
28 -	1:23.461	+ 6.724	17:46:01.003	70 -	1:23.603	+ 6.866	18:46:20.774
29 -	1:19.959	+ 3.222	17:47:20.962	71 -	1:21.720	+ 4.983	18:47:42.494
30 -	1:20.076	+ 3.339	17:48:41.038	72 -	1:22.205	+ 5.468	18:49:04.699
31 -	1:19.945	+ 3.208	17:50:00.983	73 -	1:22.558	+ 5.821	18:50:27.257
32 -	1:17.950	+ 1.213	17:51:18.933	74 -	1:21.622	+ 4.885	18:51:48.879
33 -	1:17.976	+ 1.239	17:52:36.909	75 -	1:20.793	+ 4.056	18:53:09.672
34 -	1:17.230	+ 0.493	17:53:54.139	76 -	1:20.764	+ 4.027	18:54:30.436
35 -	1:17.888	+ 1.151	17:55:12.027	77 -	1:20.645	+ 3.908	18:55:51.081
36 -	1:17.787	+ 1.050	17:56:29.814	78 -	1:20.997	+ 4.260	18:57:12.078
37 -	1:17.788	+ 1.051	17:57:47.602	79 -	1:19.595	+ 2.858	18:58:31.673
38 -	1:17.449	+ 0.712	17:59:05.051	80 -	1:19.097	+ 2.360	18:59:50.770
39 -	1:17.586	+ 0.849	18:00:22.637	81 -	1:19.034	+ 2.297	19:01:09.804
40 -	1:17.394	+ 0.657	18:01:40.031	82 -	1:19.830	+ 3.093	19:02:29.634
41 -	1:17.686	+ 0.949	18:02:57.717	83 -	1:19.019	+ 2.282	19:03:48.653
42 -	1:17.166	+ 0.429	18:04:14.883	84 -	1:19.194	+ 2.457	19:05:07.847
59	Nicholas KING			INV Aston Martin DB4			
1 -	1:41.620	+ 21.522	17:05:12.724	16 -	1:23.933	+ 3.835	17:27:12.065
2 -	1:34.821	+ 14.723	17:06:47.545	17 -	1:28.031	+ 7.933	17:28:40.096
3 -	1:32.721	+ 12.623	17:08:20.266	18 -	1:23.516	+ 3.418	17:30:03.612
4 -	1:30.823	+ 10.725	17:09:51.089	19 -	1:26.803 P	+ 6.705	17:31:30.415
5 -	1:30.635	+ 10.537	17:11:21.724	20 -	3:48.122	+ 2:28.024	17:35:18.537
6 -	1:27.217	+ 7.119	17:12:48.941	21 -	1:23.367	+ 3.269	17:36:41.904
7 -	1:27.579	+ 7.481	17:14:16.520	22 -	1:20.754	+ 0.656	17:38:02.658
8 -	1:26.919	+ 6.821	17:15:43.439	23 -	1:20.231	+ 0.133	17:39:22.889
9 -	1:26.359	+ 6.261	17:17:09.798	24 -	1:21.084	+ 0.986	17:40:43.973
10 -	1:27.371	+ 7.273	17:18:37.169	25 -	1:20.098		17:42:04.071
11 -	1:28.588	+ 8.490	17:20:05.757	26 -	1:20.696	+ 0.598	17:43:24.767
12 -	1:25.466	+ 5.368	17:21:31.223	27 -	1:20.966	+ 0.868	17:44:45.733
13 -	1:26.383	+ 6.285	17:22:57.606	28 -	1:20.362	+ 0.264	17:46:06.095
14 -	1:25.061	+ 4.963	17:24:22.667	29 -	1:20.302	+ 0.204	17:47:26.397
15 -	1:25.465	+ 5.367	17:25:48.132	30 -	1:21.201	+ 1.103	17:48:47.598

Weather / Track : Showers / Variable

Donington Park National
Circuit Length = 1.9791 miles
Start: 17:03 End: 19:07

AMR GT4 Challenge of Great Britain

RACE 6 - LAP ANALYSIS

62 GREENBERG-KRAMER			GT4 Aston Martin GT4 - Stratton Motorsport with TeamWrinkle200				
1 -	1:42.974	+ 26.645	17:05:14.078	43 -	1:16.329	18:02:35.535	
2 -	1:34.523	+ 18.194	17:06:48.601	44 -	1:16.687	+ 0.358	18:03:52.222
3 -	1:32.216	+ 15.887	17:08:20.817	45 -	1:20.394 P	+ 4.065	18:05:12.616
4 -	1:31.108	+ 14.779	17:09:51.925	46 -	3:49.962	+ 2:33.633	18:09:02.578
5 -	1:30.538	+ 14.209	17:11:22.463	47 -	1:18.047	+ 1.718	18:10:20.625
6 -	1:29.314	+ 12.985	17:12:51.777	48 -	1:23.028 P	+ 6.699	18:11:43.653
7 -	1:26.480	+ 10.151	17:14:18.257	49 -	3:57.838	+ 2:41.509	18:15:41.491
8 -	1:26.700	+ 10.371	17:15:44.957	50 -	1:18.514	+ 2.185	18:17:00.005
9 -	1:26.233	+ 9.904	17:17:11.190	51 -	1:17.938	+ 1.609	18:18:17.943
10 -	1:26.257	+ 9.928	17:18:37.447	52 -	1:17.423	+ 1.094	18:19:35.366
11 -	1:27.566	+ 11.237	17:20:05.013	53 -	1:18.443	+ 2.114	18:20:53.809
12 -	1:24.640	+ 8.311	17:21:29.653	54 -	1:19.799	+ 3.470	18:22:13.608
13 -	1:23.927	+ 7.598	17:22:53.580	55 -	1:19.874	+ 3.545	18:23:33.482
14 -	1:23.454	+ 7.125	17:24:17.034	56 -	1:24.911	+ 8.582	18:24:58.393
15 -	1:23.223	+ 6.894	17:25:40.257	57 -	1:40.110 P	+ 23.781	18:26:38.503
16 -	1:23.150	+ 6.821	17:27:03.407	58 -	1:52.580	+ 36.251	18:28:31.083
17 -	1:22.184	+ 5.855	17:28:25.591	59 -	1:36.193	+ 19.864	18:30:07.276
18 -	1:22.231	+ 5.902	17:29:47.822	60 -	1:34.659	+ 18.330	18:31:41.935
19 -	1:20.201	+ 3.872	17:31:08.023	61 -	1:31.466	+ 15.137	18:33:13.401
20 -	1:21.529	+ 5.200	17:32:29.552	62 -	1:45.085	+ 28.756	18:34:58.486
21 -	1:18.922	+ 2.593	17:33:48.474	63 -	1:31.907	+ 15.578	18:36:30.393
22 -	1:19.619	+ 3.290	17:35:08.093	64 -	1:33.047	+ 16.718	18:38:03.440
23 -	1:19.135	+ 2.806	17:36:27.228	65 -	1:32.764	+ 16.435	18:39:36.204
24 -	1:18.727	+ 2.398	17:37:45.955	66 -	1:31.363	+ 15.034	18:41:07.567
25 -	1:18.719	+ 2.390	17:39:04.674	67 -	1:26.042	+ 9.713	18:42:33.609
26 -	1:21.554	+ 5.225	17:40:26.228	68 -	1:25.654	+ 9.325	18:43:59.263
27 -	1:21.955	+ 5.626	17:41:48.183	69 -	1:25.279	+ 8.950	18:45:24.542
28 -	1:18.551	+ 2.222	17:43:06.734	70 -	1:23.224	+ 6.895	18:46:47.766
29 -	1:20.844	+ 4.515	17:44:27.578	71 -	1:22.882	+ 6.553	18:48:10.648
30 -	1:18.201	+ 1.872	17:45:45.779	72 -	1:22.989	+ 6.660	18:49:33.637
31 -	1:18.027	+ 1.698	17:47:03.806	73 -	1:21.993	+ 5.664	18:50:55.630
32 -	1:18.784	+ 2.455	17:48:22.590	74 -	1:25.198	+ 8.869	18:52:20.828
33 -	1:18.218	+ 1.889	17:49:40.808	75 -	1:20.418	+ 4.089	18:53:41.246
34 -	1:18.563	+ 2.234	17:50:59.371	76 -	1:21.288	+ 4.959	18:55:02.534
35 -	1:18.185	+ 1.856	17:52:17.556	77 -	1:19.749	+ 3.420	18:56:22.283
36 -	1:17.909	+ 1.580	17:53:35.465	78 -	1:19.276	+ 2.947	18:57:41.559
37 -	1:17.852	+ 1.523	17:54:53.317	79 -	1:22.891	+ 6.562	18:59:04.450
38 -	1:17.413	+ 1.084	17:56:10.730	80 -	1:23.261	+ 6.932	19:00:27.711
39 -	1:17.810	+ 1.481	17:57:28.540	81 -	1:19.747	+ 3.418	19:01:47.458
40 -	1:17.194	+ 0.865	17:58:45.734	82 -	1:19.678	+ 3.349	19:03:07.136
41 -	1:16.851	+ 0.522	18:00:02.585	83 -	1:21.325	+ 4.996	19:04:28.461
42 -	1:16.621	+ 0.292	18:01:19.206	84 -	1:23.334	+ 7.005	19:05:51.795
88 SADIQUE-KERSHAW			GT4 Aston Martin N24 - Stratton Motorsport with 88 racing				
1 -	1:39.187	+ 24.910	17:05:10.291	44 -	1:15.128	+ 0.851	18:09:49.010
2 -	1:34.941	+ 20.664	17:06:45.232	45 -	1:15.255	+ 0.978	18:11:04.265
3 -	1:32.438	+ 18.161	17:08:17.670	46 -	1:15.214	+ 0.937	18:12:19.479
4 -	1:30.176	+ 15.899	17:09:47.846	47 -	1:18.028	+ 3.751	18:13:37.507
5 -	1:28.748	+ 14.471	17:11:16.594	48 -	1:15.258	+ 0.981	18:14:52.765
6 -	1:30.894	+ 16.617	17:12:47.488	49 -	1:14.778	+ 0.501	18:16:07.543
7 -	1:29.014	+ 14.737	17:14:16.502	50 -	1:15.190	+ 0.913	18:17:22.733
8 -	1:30.089	+ 15.812	17:15:46.591	51 -	1:17.640	+ 3.363	18:18:40.373
9 -	1:29.226	+ 14.949	17:17:15.817	52 -	1:15.612	+ 1.335	18:19:55.985
10 -	1:28.785	+ 14.508	17:18:44.602	53 -	1:15.477	+ 1.200	18:21:11.462
11 -	1:29.294	+ 15.017	17:20:13.896	54 -	1:16.663	+ 2.386	18:22:28.125
12 -	1:30.059	+ 15.782	17:21:43.955	55 -	1:17.961	+ 3.684	18:23:46.086
13 -	1:30.797	+ 16.520	17:23:14.752	56 -	1:22.867	+ 8.590	18:25:08.953
14 -	1:30.734	+ 16.457	17:24:45.486	57 -	1:29.754	+ 15.477	18:26:38.707
15 -	1:28.368	+ 14.091	17:26:13.854	58 -	1:32.422	+ 18.145	18:28:11.129
16 -	1:29.892	+ 15.615	17:27:43.746	59 -	1:29.177	+ 14.900	18:29:40.306
17 -	1:27.984	+ 13.707	17:29:11.730	60 -	1:28.619	+ 14.342	18:31:08.925
18 -	1:28.463	+ 14.186	17:30:40.193	61 -	1:29.268	+ 14.991	18:32:38.193

Weather / Track : Showers / Variable

Donington Park National
Circuit Length = 1.9791 miles
Start: 17:03 End: 19:07

AMR GT4 Challenge of Great Britain

RACE 6 - LAP ANALYSIS

19 -	1:27.812	+ 13.535	17:32:08.005	62 -	1:27.813	+ 13.536	18:34:06.006
20 -	1:30.833 P	+ 16.556	17:33:38.838	63 -	1:26.617	+ 12.340	18:35:32.623
21 -	4:01.037	+ 2:46.760	17:37:39.875	64 -	1:26.124	+ 11.847	18:36:58.747
22 -	1:22.961	+ 8.684	17:39:02.836	65 -	1:23.988	+ 9.711	18:38:22.735
23 -	1:21.674	+ 7.397	17:40:24.510	66 -	1:21.820	+ 7.543	18:39:44.555
24 -	1:20.694	+ 6.417	17:41:45.204	67 -	1:20.693	+ 6.416	18:41:05.248
25 -	1:19.891	+ 5.614	17:43:05.095	68 -	1:19.571	+ 5.294	18:42:24.819
26 -	1:21.629	+ 7.352	17:44:26.724	69 -	1:18.717	+ 4.440	18:43:43.536
27 -	1:18.502	+ 4.225	17:45:45.226	70 -	1:18.179	+ 3.902	18:45:01.715
28 -	1:18.076	+ 3.799	17:47:03.302	71 -	1:19.326	+ 5.049	18:46:21.041
29 -	1:17.964	+ 3.687	17:48:21.266	72 -	1:19.887	+ 5.610	18:47:40.928
30 -	1:20.639 P	+ 6.362	17:49:41.905	73 -	1:18.346	+ 4.069	18:48:59.274
31 -	3:49.431	+ 2:35.154	17:53:31.336	74 -	1:18.591	+ 4.314	18:50:17.865
32 -	1:15.154	+ 0.877	17:54:46.490	75 -	1:16.371	+ 2.094	18:51:34.236
33 -	1:14.981	+ 0.704	17:56:01.471	76 -	1:16.056	+ 1.779	18:52:50.292
34 -	1:14.315	+ 0.038	17:57:15.786	77 -	1:15.517	+ 1.240	18:54:05.809
35 -	1:14.970	+ 0.693	17:58:30.756	78 -	1:16.246	+ 1.969	18:55:22.055
36 -	1:14.943	+ 0.666	17:59:45.699	79 -	1:16.646	+ 2.369	18:56:38.701
37 -	1:15.049	+ 0.772	18:01:00.748	80 -	1:19.042	+ 4.765	18:57:57.743
38 -	1:14.749	+ 0.472	18:02:15.497	81 -	1:20.394	+ 6.117	18:59:18.137
39 -	1:19.055	+ 4.778	18:03:34.552	82 -	1:21.852	+ 7.575	19:00:39.989
40 -	1:14.277		18:04:48.829	83 -	1:19.281	+ 5.004	19:01:59.270
41 -	1:14.530	+ 0.253	18:06:03.359	84 -	1:19.341	+ 5.064	19:03:18.611
42 -	1:15.956	+ 1.679	18:07:19.315	85 -	1:20.816	+ 6.539	19:04:39.427
43 -	1:14.567	+ 0.290	18:08:33.882				

91	Chris KEMP	GT4 Aston Martin GT4 - Stratton Motorsport					
1 -	1:44.206	+ 27.420	17:05:15.310	43 -	1:17.870	+ 1.084	18:02:45.435
2 -	1:34.511	+ 17.725	17:06:49.821	44 -	1:17.481	+ 0.695	18:04:02.916
3 -	1:32.437	+ 15.651	17:08:22.258	45 -	1:17.891	+ 1.105	18:05:20.807
4 -	1:31.328	+ 14.542	17:09:53.586	46 -	1:17.947	+ 1.161	18:06:38.754
5 -	1:30.369	+ 13.583	17:11:23.955	47 -	1:17.978	+ 1.192	18:07:56.732
6 -	1:29.545	+ 12.759	17:12:53.500	48 -	1:18.034	+ 1.248	18:09:14.766
7 -	1:27.469	+ 10.683	17:14:20.969	49 -	1:18.368	+ 1.582	18:10:33.134
8 -	1:26.294	+ 9.508	17:15:47.263	50 -	1:20.154 P	+ 3.368	18:11:53.288
9 -	1:28.533	+ 11.747	17:17:15.796	51 -	3:44.621	+ 2:27.835	18:15:37.909
10 -	1:24.986	+ 8.200	17:18:40.782	52 -	1:19.442	+ 2.656	18:16:57.351
11 -	1:26.909	+ 10.123	17:20:07.691	53 -	1:18.712	+ 1.926	18:18:16.063
12 -	1:24.271	+ 7.485	17:21:31.962	54 -	1:18.634	+ 1.848	18:19:34.697
13 -	1:24.601	+ 7.815	17:22:56.563	55 -	1:18.502	+ 1.716	18:20:53.199
14 -	1:21.524	+ 4.738	17:24:18.087	56 -	1:19.529	+ 2.743	18:22:12.728
15 -	1:22.524	+ 5.738	17:25:40.611	57 -	1:22.664	+ 5.878	18:23:35.392
16 -	1:23.078	+ 6.292	17:27:03.689	58 -	1:23.728	+ 6.942	18:24:59.120
17 -	1:24.007	+ 7.221	17:28:27.696	59 -	1:40.776 P	+ 23.990	18:26:39.896
18 -	1:21.386	+ 4.600	17:29:49.082	60 -	3:51.919	+ 2:35.133	18:30:31.815
19 -	1:21.412	+ 4.626	17:31:10.494	61 -	1:28.274	+ 11.488	18:32:00.089
20 -	1:19.618	+ 2.832	17:32:30.112	62 -	1:28.034	+ 11.248	18:33:28.123
21 -	1:19.352	+ 2.566	17:33:49.464	63 -	1:29.127	+ 12.341	18:34:57.250
22 -	1:19.916	+ 3.130	17:35:09.380	64 -	1:27.226	+ 10.440	18:36:24.476
23 -	1:18.339	+ 1.553	17:36:27.719	65 -	1:27.867	+ 11.081	18:37:52.343
24 -	1:18.903	+ 2.117	17:37:46.622	66 -	1:28.269	+ 11.483	18:39:20.612
25 -	1:18.879	+ 2.093	17:39:05.501	67 -	1:26.650	+ 9.864	18:40:47.262
26 -	1:21.374	+ 4.588	17:40:26.875	68 -	1:26.666	+ 9.880	18:42:13.928
27 -	1:21.304	+ 4.518	17:41:48.179	69 -	1:26.500	+ 9.714	18:43:40.428
28 -	1:20.273	+ 3.487	17:43:08.452	70 -	1:27.119	+ 10.333	18:45:07.547
29 -	1:21.638	+ 4.852	17:44:30.090	71 -	1:26.586	+ 9.800	18:46:34.133
30 -	1:17.881	+ 1.095	17:45:47.971	72 -	1:26.782	+ 9.996	18:48:00.915
31 -	1:19.895	+ 3.109	17:47:07.866	73 -	1:26.380	+ 9.594	18:49:27.295
32 -	1:17.804	+ 1.018	17:48:25.670	74 -	1:27.137	+ 10.351	18:50:54.432
33 -	1:18.648	+ 1.862	17:49:44.318	75 -	1:27.855	+ 11.069	18:52:22.287
34 -	1:18.145	+ 1.359	17:51:02.463	76 -	1:28.369	+ 11.583	18:53:50.656
35 -	1:18.159	+ 1.373	17:52:20.622	77 -	1:27.587	+ 10.801	18:55:18.243
36 -	1:18.738	+ 1.952	17:53:39.360	78 -	1:24.784	+ 7.998	18:56:43.027
37 -	1:21.973	+ 5.187	17:55:01.333	79 -	1:26.904	+ 10.118	18:58:09.931
38 -	1:18.437	+ 1.651	17:56:19.770	80 -	1:27.241	+ 10.455	18:59:37.172

Weather / Track : Showers / Variable

Donington Park National
Circuit Length = 1.9791 miles
Start: 17:03 End: 19:07

AMR GT4 Challenge of Great Britain

RACE 6 - LAP ANALYSIS

39 -	1:17.119	+ 0.333	17:57:36.889	81 -	1:27.309	+ 10.523	19:01:04.481
40 -	1:16.786		17:58:53.675	82 -	1:26.763	+ 9.977	19:02:31.244
41 -	1:17.096	+ 0.310	18:00:10.771	83 -	1:27.055	+ 10.269	19:03:58.299
42 -	1:16.794	+ 0.008	18:01:27.565	84 -	1:27.601	+ 10.815	19:05:25.900

Weather / Track : Showers / Variable

Donington Park National
Circuit Length = 1.9791 miles
Start: 17:03 End: 19:07

AMR GT4 Challenge of Great Britain

RACE 6 - CLASSIFICATION - INVITATION CLASS

POS	NO	CL	NAME	ENTRY	LAPS	TIME	GAP	DIFF	MPH	BEST	ON
Class : INV											
1	59	INV	Nicholas KING	Aston Martin DB4	30	45:16.494			88.94	1:20.098	25
2	34	INV	Martin MELLING	Aston Martin DB4 Lightweight	29	46:43.625	1 lap	1 lap	80.98	1:27.974	23
3	21	INV	John GOLDSMITH	Aston Martin DB6	28	45:36.009	2 laps	1 lap	80.25	1:28.773	21
						FASTEST LAP					
59	INV	Nicholas KING	Aston Martin DB4		25	1:20.098		88.94 mph		143.14 kph	

Weather / Track : Cloudy / Dry
 These results are provisional until the conclusion of any judicial and technical matters.

Donington Park National
 Circuit Length = 1.9791 miles
 Start: 17:03 End: 17:54

Clerk of Course :		Timekeeper :
-------------------	--	--------------

AMR GT4 Challenge of Great Britain
RACE 6 - LAP CHART

Lap 1			Lap 2			Lap 3			Lap 4			Lap 5		
No	Behind	Laptime	No	Behind	Laptime	No	Behind	Laptime	No	Behind	Laptime	No	Behind	Laptime
59		1:41.620	59		1:34.821	59		1:32.721	59		1:30.823	59		1:30.635
21	3.112	1:44.732	21	4.374	1:36.083	21	7.657	1:36.004	34	11.718	1:34.566	34	14.180	1:33.097
34	4.149	1:45.769	34	5.749	1:36.421	34	7.975	1:34.947	21	12.746	1:35.912	21	14.942	1:32.831

Weather / Track : Showers / Variable

Donington Park National
 Circuit Length = 1.9791 miles
 Start: 17:03 End: 19:07

AMR GT4 Challenge of Great Britain
RACE 6 - LAP CHART

Lap 6			Lap 7			Lap 8			Lap 9			Lap 10		
No	Behind	Laptime	No	Behind	Laptime	No	Behind	Laptime	No	Behind	Laptime	No	Behind	Laptime
59		1:27.217	59		1:27.579	59		1:26.919	59		1:26.359	59		1:27.371
34	19.005	1:32.042	34	22.470	1:31.044	34	26.287	1:30.736	34	31.688	1:31.760	34	36.477	1:32.160
21	19.758	1:32.033	21	23.253	1:31.074	21	27.117	1:30.783	21	32.226	1:31.468	21	37.431	1:32.576

AMR GT4 Challenge of Great Britain
RACE 6 - LAP CHART

Lap 11			Lap 12			Lap 13			Lap 14			Lap 15		
No	Behind	Laptime	No	Behind	Laptime	No	Behind	Laptime	No	Behind	Laptime	No	Behind	Laptime
59		1:28.588	59		1:25.466	59		1:26.383	59		1:25.061	59		1:25.465
34	39.404	1:31.515	34	43.499	1:29.561	34	47.516	1:30.400	34	52.531	1:30.076	34	1:00.082	1:33.016 P
21	40.560	1:31.717	21	46.906	1:31.812	21	52.121	1:31.598	21	1:02.086	1:35.026 P			

AMR GT4 Challenge of Great Britain
RACE 6 - LAP CHART

Lap 16			Lap 17			Lap 18			Lap 19			Lap 20		
No	Behind	Laptime	No	Behind	Laptime	No	Behind	Laptime	No	Behind	Laptime	No	Behind	Laptime
59		1:23.933	59		1:28.031	59		1:23.516	59		1:26.803 P	59		3:48.122
			21	2 LAPS	4:02.107	34	2 LAPS	3:57.284	34	2 LAPS	1:28.643	21	1 LAP	1:29.394
						21	2 LAPS	1:32.239	21	2 LAPS	1:33.677			

Weather / Track : Showers / Variable

Donington Park National
 Circuit Length = 1.9791 miles
 Start: 17:03 End: 19:07

AMR GT4 Challenge of Great Britain
RACE 6 - LAP CHART

Lap 21			Lap 22			Lap 23			Lap 24			Lap 25		
No	Behind	Laptime	No	Behind	Laptime	No	Behind	Laptime	No	Behind	Laptime	No	Behind	Laptime
59		1:23.367	59		1:20.754	59		1:20.231	59		1:21.084	59		1:20.098
34	1 LAP	1:28.565	34	1 LAP	1:28.268	34	1 LAP	1:28.503	34	1 LAP	1:27.974	34	1 LAP	1:28.686
21	1 LAP	1:28.808	21	1 LAP	1:28.773	21	1 LAP	1:30.285	21	1 LAP	1:29.064	21	1 LAP	1:30.911

AMR GT4 Challenge of Great Britain
RACE 6 - LAP CHART

Lap 26			Lap 27			Lap 28			Lap 29			Lap 30		
No	Behind	Laptime	No	Behind	Laptime	No	Behind	Laptime	No	Behind	Laptime	No	Behind	Laptime
59		1:20.696	59		1:20.966	59		1:20.362	59		1:20.302	59		1:21.201
34	1 LAP	1:30.252	34	1 LAP	1:32.476	21	2 LAPS	1:30.981	21	2 LAPS	1:29.752	21	2 LAPS	1:29.944
21	1 LAP	1:33.920				34	1 LAP	1:34.419	34	1 LAP	1:30.585	34	1 LAP	1:31.639

AMOC Intermarque Championship

QUALIFYING - RACE 3 - CLASSIFICATION

POS	NO	CL	NAME	ENTRY	TIME	ON	LAPS	GAP	DIFF	MPH
1	93	C2	William SMALLRIDGE	Sunbeam Tiger	1:15.879	6	11			93.89
2	23	A	COCHRANE / FIDLES	Sunbeam Tiger	1:17.279	10	12	1.400	1.400	92.19
3	55	B	MARSHALL / SMITH	Aston Martin DBS V8	1:17.650	4	12	1.771	0.371	91.75
4	7	B	Darren MCWHIRTER	Aston Martin DB4GT Zagato replica	1:20.225	13	15	4.346	2.575	88.80
5	60	D1	Wayne MARRS	Ferrari 355 Challenge	1:20.472	7	13	4.593	0.247	88.53
6	86	D2	COOKE / COOKE	Porsche RSR	1:20.643	13	13	4.764	0.171	88.34
7	79	C2	O'BRIEN / BUSSELL	Aston Martin DB4 Lightweight	1:20.675	3	12	4.796	0.032	88.31
8	34	C2	MELLING / SNOWDON	Aston Martin DB4 Lightweight	1:21.803	6	13	5.924	1.128	87.09
9	59	C2	Nicolas KING	Aston Martin DB4	1:22.106	4	6	6.227	0.303	86.77
10	14	C2	Zoe NORTH	Sunbeam Tiger	1:22.356	11	12	6.477	0.250	86.51
11	11	B	James NEAL	Porsche 964	1:22.676	8	14	6.797	0.320	86.17
12	92	D2	Adrian CLARK	Porsche 928 GTS Cup	1:22.731	6	14	6.852	0.055	86.11
13	4	D1	Tim MOGRIDGE	Ferrari F355 Challenge	1:23.124	8	14	7.245	0.393	85.71
14	8	D1	Steven BYRNE	Aston Martin N24	1:23.264	12	14	7.385	0.140	85.56
15	6	D2	Tony GREATOREX	Porsche 2.7 RS	1:24.445	6	14	8.566	1.181	84.37
16	94	B	Robert HOLLYMAN	Porsche 944 S2	1:24.958	11	12	9.079	0.513	83.86
17	19	D1	David HATHAWAY	Ferrari 344CH	1:25.102	7	14	9.223	0.144	83.71
18	1	A	Tristan BRADFIELD	Sunbeam Tiger	1:25.727	10	12	9.848	0.625	83.10
19	44	B	SEARLES / MCCUTCHEON	Porsche 944S2	1:25.773	5	13	9.894	0.046	83.06
20	127	B	Stephen RADCLIFFE	Porsche 2.7 RS Carrera	1:26.174	8	12	10.295	0.401	82.67
21	46	B	SIMPSON / CAVOTO	Ferrari 308 GT4	1:27.088	3	5	11.209	0.914	81.80
22	18	D2	Malcom JONES	Porsche 911	1:27.336	5	12	11.457	0.248	81.57
23	54	B	Paul CLARE	Porsche 964	1:29.380	12	13	13.501	2.044	79.71
24	66	B	DWANE / DWANE	Ferrari Mondial QV	1:30.029	11	12	14.150	0.649	79.13
25	16	B	HIPWELL / HIPWELL	Aston Martin DBS V8	1:36.998	5	11	21.119	6.969	73.45

Car 55 please fit timing transponder

Weather / Track : Cloudy / Dry

These results are provisional until the conclusion of any judicial and technical matters.

Donington Park National
Circuit Length = 1.9791 miles
Start: 09:59 End: 10:21

Clerk of Course :

Timekeeper :

AMOC Intermarque Championship

QUALIFYING - RACE 3 - LAP ANALYSIS

1	Tristan BRADFIELD		A Sunbeam Tiger				
1 -	1:42.219	+ 16.492	10:01:35.155	7 -	3:14.356	+ 1:48.629	10:12:22.131
2 -	1:35.911	+ 10.184	10:03:11.066	8 -	1:36.041	+ 10.314	10:13:58.172
3 -	1:30.443	+ 4.716	10:04:41.509	9 -	1:28.959	+ 3.232	10:15:27.131
4 -	1:31.238	+ 5.511	10:06:12.747	10 -	1:25.727		10:16:52.858
5 -	1:26.788	+ 1.061	10:07:39.535	11 -	1:25.780	+ 0.053	10:18:18.638
6 -	1:28.240 P	+ 2.513	10:09:07.775	12 -	1:29.022 P	+ 3.295	10:19:47.660
4	Tim MOGRIDGE		D1 Ferrari F355 Challenge				
1 -	1:36.873	+ 13.749	10:01:16.209	8 -	1:23.124		10:11:08.957
2 -	1:27.348	+ 4.224	10:02:43.557	9 -	1:25.367	+ 2.243	10:12:34.324
3 -	1:24.374	+ 1.250	10:04:07.931	10 -	1:24.327	+ 1.203	10:13:58.651
4 -	1:25.584	+ 2.460	10:05:33.515	11 -	1:27.548	+ 4.424	10:15:26.199
5 -	1:24.565	+ 1.441	10:06:58.080	12 -	1:23.723	+ 0.599	10:16:49.922
6 -	1:24.321	+ 1.197	10:08:22.401	13 -	1:25.285	+ 2.161	10:18:15.207
7 -	1:23.432	+ 0.308	10:09:45.833	14 -	1:23.612	+ 0.488	10:19:38.819
6	Tony GREATOREX		D2 Porsche 2.7 RS				
1 -	1:41.295	+ 16.850	10:01:31.400	8 -	1:25.518	+ 1.073	10:11:35.452
2 -	1:30.366	+ 5.921	10:03:01.766	9 -	1:30.217	+ 5.772	10:13:05.669
3 -	1:25.756	+ 1.311	10:04:27.522	10 -	1:27.404	+ 2.959	10:14:33.073
4 -	1:27.221	+ 2.776	10:05:54.743	11 -	1:26.317	+ 1.872	10:15:59.390
5 -	1:25.796	+ 1.351	10:07:20.539	12 -	1:25.244	+ 0.799	10:17:24.634
6 -	1:24.445		10:08:44.984	13 -	1:26.211	+ 1.766	10:18:50.845
7 -	1:24.950	+ 0.505	10:10:09.934	14 -	1:25.120	+ 0.675	10:20:15.965
7	Darren MCWHIRTER		B Aston Martin DB4GT Zagato replica				
1 -	1:36.343	+ 16.118	10:01:23.308	9 -	1:22.376	+ 2.151	10:12:18.837
2 -	1:24.246	+ 4.021	10:02:47.554	10 -	1:22.996	+ 2.771	10:13:41.833
3 -	1:21.008	+ 0.783	10:04:08.562	11 -	1:25.914	+ 5.689	10:15:07.747
4 -	1:21.556	+ 1.331	10:05:30.118	12 -	1:20.911	+ 0.686	10:16:28.658
5 -	1:22.469	+ 2.244	10:06:52.587	13 -	1:20.225		10:17:48.883
6 -	1:20.957	+ 0.732	10:08:13.544	14 -	1:22.911	+ 2.686	10:19:11.794
7 -	1:21.290	+ 1.065	10:09:34.834	15 -	1:24.384	+ 4.159	10:20:36.178
8 -	1:21.627	+ 1.402	10:10:56.461				
8	Steven BYRNE		D1 Aston Martin N24				
1 -	1:47.095	+ 23.831	10:01:31.374	8 -	1:24.353	+ 1.089	10:11:54.033
2 -	1:38.442	+ 15.178	10:03:09.816	9 -	1:23.392	+ 0.128	10:13:17.425
3 -	1:30.995	+ 7.731	10:04:40.811	10 -	1:23.816	+ 0.552	10:14:41.241
4 -	1:30.882	+ 7.618	10:06:11.693	11 -	1:24.280	+ 1.016	10:16:05.521
5 -	1:26.511	+ 3.247	10:07:38.204	12 -	1:23.264		10:17:28.785
6 -	1:26.204	+ 2.940	10:09:04.408	13 -	1:24.413	+ 1.149	10:18:53.198
7 -	1:25.272	+ 2.008	10:10:29.680	14 -	1:25.362	+ 2.098	10:20:18.560
11	James NEAL		B Porsche 964				
1 -	1:53.045	+ 30.369	10:01:42.137	8 -	1:22.676		10:12:10.221
2 -	1:30.914	+ 8.238	10:03:13.051	9 -	1:24.218	+ 1.542	10:13:34.439
3 -	1:37.116	+ 14.440	10:04:50.167	10 -	1:28.597	+ 5.921	10:15:03.036
4 -	1:46.630	+ 23.954	10:06:36.797	11 -	1:22.934	+ 0.258	10:16:25.970
5 -	1:23.347	+ 0.671	10:08:00.144	12 -	1:22.766	+ 0.090	10:17:48.736
6 -	1:23.763	+ 1.087	10:09:23.907	13 -	1:23.541	+ 0.865	10:19:12.277
7 -	1:23.638	+ 0.962	10:10:47.545	14 -	1:27.379	+ 4.703	10:20:39.656
14	Zoe NORTH		C2 Sunbeam Tiger				
1 -	1:47.446	+ 25.090	10:01:56.396	7 -	1:24.892	+ 2.536	10:13:12.621
2 -	1:39.181	+ 16.825	10:03:35.577	8 -	1:25.701	+ 3.345	10:14:38.322
3 -	1:37.278	+ 14.922	10:05:12.855	9 -	1:24.763	+ 2.407	10:16:03.085
4 -	1:35.888 P	+ 13.532	10:06:48.743	10 -	1:23.210	+ 0.854	10:17:26.295
5 -	3:33.213	+ 2:10.857	10:10:21.956	11 -	1:22.356		10:18:48.651
6 -	1:25.773	+ 3.417	10:11:47.729	12 -	1:23.624	+ 1.268	10:20:12.275

Car 55 please fit timing transponder

Weather / Track : Cloudy / Dry

Donington Park National
Circuit Length = 1.9791 miles
Start: 09:59 End: 10:21

AMOC Intermarque Championship

QUALIFYING - RACE 3 - LAP ANALYSIS

16	HIPWELL / HIPWELL		B Aston Martin DBS V8				
1 -	1:44.210	+ 7.212	10:01:22.574	7 -	1:37.032	+ 0.034	10:11:12.125
2 -	1:39.736	+ 2.738	10:03:02.310	8 -	1:49.515 P	+ 12.517	10:13:01.640
3 -	1:37.375	+ 0.377	10:04:39.685	9 -	3:01.547	+ 1:24.549	10:16:03.187
4 -	1:40.584	+ 3.586	10:06:20.269	10 -	1:52.862	+ 15.864	10:17:56.049
5 -	1:36.998		10:07:57.267	11 -	1:48.411	+ 11.413	10:19:44.460
6 -	1:37.826	+ 0.828	10:09:35.093				
18	Malcom JONES		D2 Porsche 911				
1 -	1:44.499	+ 17.163	10:01:38.038	7 -	1:28.758	+ 1.422	10:10:41.108
2 -	1:34.513	+ 7.177	10:03:12.551	8 -	1:27.772	+ 0.436	10:12:08.880
3 -	1:31.253	+ 3.917	10:04:43.804	9 -	1:29.580	+ 2.244	10:13:38.460
4 -	1:33.265	+ 5.929	10:06:17.069	10 -	1:33.236 P	+ 5.900	10:15:11.696
5 -	1:27.336		10:07:44.405	11 -	3:38.568	+ 2:11.232	10:18:50.264
6 -	1:27.945	+ 0.609	10:09:12.350	12 -	1:34.997 P	+ 7.661	10:20:25.261
19	David HATHAWAY		D1 Ferrari 344CH				
1 -	1:46.863	+ 21.761	10:01:34.453	8 -	1:25.477	+ 0.375	10:11:57.956
2 -	1:36.313	+ 11.211	10:03:10.766	9 -	1:26.012	+ 0.910	10:13:23.968
3 -	1:31.762	+ 6.660	10:04:42.528	10 -	1:25.134	+ 0.032	10:14:49.102
4 -	1:31.046	+ 5.944	10:06:13.574	11 -	1:25.161	+ 0.059	10:16:14.263
5 -	1:26.308	+ 1.206	10:07:39.882	12 -	1:29.216	+ 4.114	10:17:43.479
6 -	1:27.495	+ 2.393	10:09:07.377	13 -	1:28.270	+ 3.168	10:19:11.749
7 -	1:25.102		10:10:32.479	14 -	1:33.599 P	+ 8.497	10:20:45.348
23	COCHRANE / FIDLES		A Sunbeam Tiger				
1 -	1:41.289	+ 24.010	10:01:38.647	7 -	1:18.436	+ 1.157	10:09:49.242
2 -	1:28.993	+ 11.714	10:03:07.640	8 -	1:28.762 P	+ 11.483	10:11:18.004
3 -	1:22.499	+ 5.220	10:04:30.139	9 -	3:48.998	+ 2:31.719	10:15:07.002
4 -	1:23.289	+ 6.010	10:05:53.428	10 -	1:17.279		10:16:24.281
5 -	1:19.016	+ 1.737	10:07:12.444	11 -	1:18.351	+ 1.072	10:17:42.632
6 -	1:18.362	+ 1.083	10:08:30.806	12 -	1:28.538 P	+ 11.259	10:19:11.170
34	MELLING / SNOWDON		C2 Aston Martin DB4 Lightweight				
1 -	1:34.435	+ 12.632	10:01:32.370	8 -	3:14.613	+ 1:52.810	10:13:11.696
2 -	1:26.985	+ 5.182	10:02:59.355	9 -	1:30.990	+ 9.187	10:14:42.686
3 -	1:22.301	+ 0.498	10:04:21.656	10 -	1:29.204	+ 7.401	10:16:11.890
4 -	1:22.477	+ 0.674	10:05:44.133	11 -	1:31.239	+ 9.436	10:17:43.129
5 -	1:22.195	+ 0.392	10:07:06.328	12 -	1:28.238	+ 6.435	10:19:11.367
6 -	1:21.803		10:08:28.131	13 -	1:29.818	+ 8.015	10:20:41.185
7 -	1:28.952 P	+ 7.149	10:09:57.083				
44	SEARLES / MCCUTCHEON		B Porsche 944S2				
1 -	1:33.427	+ 7.654	10:01:09.372	8 -	1:34.708	+ 8.935	10:13:07.291
2 -	1:28.321	+ 2.548	10:02:37.693	9 -	1:31.087	+ 5.314	10:14:38.378
3 -	1:27.007	+ 1.234	10:04:04.700	10 -	1:34.966	+ 9.193	10:16:13.344
4 -	1:26.214	+ 0.441	10:05:30.914	11 -	1:32.637	+ 6.864	10:17:45.981
5 -	1:25.773		10:06:56.687	12 -	1:29.952	+ 4.179	10:19:15.933
6 -	1:30.339 P	+ 4.566	10:08:27.026	13 -	1:28.489	+ 2.716	10:20:44.422
7 -	3:05.557	+ 1:39.784	10:11:32.583				
46	SIMPSON / CAVOTO		B Ferrari 308 GT4				
1 -	1:53.878	+ 26.790	10:01:50.159	4 -	1:33.876 P	+ 6.788	10:06:18.246
2 -	1:27.123	+ 0.035	10:03:17.282	5 -	4:45.170	+ 3:18.082	10:11:03.416
3 -	1:27.088		10:04:44.370				
54	Paul CLARE		B Porsche 964				
1 -	1:45.625	+ 16.245	10:01:45.997	8 -	1:30.785	+ 1.405	10:12:35.949
2 -	1:37.350	+ 7.970	10:03:23.347	9 -	1:30.189	+ 0.809	10:14:06.138
3 -	1:33.567	+ 4.187	10:04:56.914	10 -	1:30.191	+ 0.811	10:15:36.329
4 -	1:31.704	+ 2.324	10:06:28.618	11 -	1:29.813	+ 0.433	10:17:06.142
5 -	1:30.718	+ 1.338	10:07:59.336	12 -	1:29.380		10:18:35.522

Car 55 please fit timing transponder

Weather / Track : Cloudy / Dry

Donington Park National
Circuit Length = 1.9791 miles
Start: 09:59 End: 10:21

AMOC Intermarque Championship

QUALIFYING - RACE 3 - LAP ANALYSIS

6 -	1:34.774	+ 5.394	10:09:34.110	13 -	1:29.970	+ 0.590	10:20:05.492
7 -	1:31.054	+ 1.674	10:11:05.164				
55	MARSHALL / SMITH		B		Aston Martin DBS V8		
1 -	1:47.514	+ 29.864	10:01:33.677	7 -	3:38.207	+ 2:20.557	10:12:20.644
2 -	1:33.962	+ 16.312	10:03:07.639	8 -	1:30.712	+ 13.062	10:13:51.356
3 -	1:31.357	+ 13.707	10:04:38.996	9 -	1:26.275	+ 8.625	10:15:17.631
4 -	1:17.650		10:05:56.646	10 -	1:26.931	+ 9.281	10:16:44.562
5 -	1:17.766	+ 0.116	10:07:14.412	11 -	1:24.500	+ 6.850	10:18:09.062
6 -	1:28.025 P	+ 10.375	10:08:42.437	12 -	1:24.140	+ 6.490	10:19:33.202
59	Nicolas KING		C2		Aston Martin DB4		
1 -	1:37.584	+ 15.478	10:01:34.859	4 -	1:22.106		10:05:44.654
2 -	1:25.177	+ 3.071	10:03:00.036	5 -	1:22.828	+ 0.722	10:07:07.482
3 -	1:22.512	+ 0.406	10:04:22.548	6 -	1:26.613 P	+ 4.507	10:08:34.095
60	Wayne MARRS		D1		Ferrari 355 Challenge		
1 -	1:30.884	+ 10.412	10:01:05.356	8 -	1:22.489	+ 2.017	10:10:38.447
2 -	1:23.406	+ 2.934	10:02:28.762	9 -	1:20.978	+ 0.506	10:11:59.425
3 -	1:21.266	+ 0.794	10:03:50.028	10 -	1:26.440 P	+ 5.968	10:13:25.865
4 -	1:20.831	+ 0.359	10:05:10.859	11 -	4:10.441	+ 2:49.969	10:17:36.306
5 -	1:21.130	+ 0.658	10:06:31.989	12 -	1:20.552	+ 0.080	10:18:56.858
6 -	1:23.497	+ 3.025	10:07:55.486	13 -	1:24.896 P	+ 4.424	10:20:21.754
7 -	1:20.472		10:09:15.958				
66	DWANE / DWANE		B		Ferrari Mondial QV		
1 -	1:43.976	+ 13.947	10:01:32.080	7 -	1:33.933	+ 3.904	10:13:02.473
2 -	1:34.652	+ 4.623	10:03:06.732	8 -	1:32.252	+ 2.223	10:14:34.725
3 -	1:31.659	+ 1.630	10:04:38.391	9 -	1:32.323	+ 2.294	10:16:07.048
4 -	1:30.645	+ 0.616	10:06:09.036	10 -	1:31.238	+ 1.209	10:17:38.286
5 -	1:33.912 P	+ 3.883	10:07:42.948	11 -	1:30.029		10:19:08.315
6 -	3:45.592	+ 2:15.563	10:11:28.540	12 -	1:30.642	+ 0.613	10:20:38.957
79	O'BRIEN / BUSSELL		C2		Aston Martin DB4 Lightweight		
1 -	1:29.778	+ 9.103	10:01:06.251	7 -	1:31.686	+ 11.011	10:12:14.275
2 -	1:21.706	+ 1.031	10:02:27.957	8 -	1:30.335	+ 9.660	10:13:44.610
3 -	1:20.675		10:03:48.632	9 -	1:30.630	+ 9.955	10:15:15.240
4 -	1:21.159	+ 0.484	10:05:09.791	10 -	1:29.321	+ 8.646	10:16:44.561
5 -	1:23.781 P	+ 3.106	10:06:33.572	11 -	1:30.060	+ 9.385	10:18:14.621
6 -	4:09.017	+ 2:48.342	10:10:42.589	12 -	1:31.790 P	+ 11.115	10:19:46.411
86	COOKE / COOKE		D2		Porsche RSR		
1 -	1:39.546	+ 18.903	10:01:29.080	8 -	2:23.241	+ 1:02.598	10:12:43.839
2 -	1:30.570	+ 9.927	10:02:59.650	9 -	1:23.020	+ 2.377	10:14:06.859
3 -	1:27.804	+ 7.161	10:04:27.454	10 -	1:22.025	+ 1.382	10:15:28.884
4 -	1:29.526	+ 8.883	10:05:56.980	11 -	1:22.941	+ 2.298	10:16:51.825
5 -	1:27.819	+ 7.176	10:07:24.799	12 -	1:22.909	+ 2.266	10:18:14.734
6 -	1:27.018	+ 6.375	10:08:51.817	13 -	1:20.643		10:19:35.377
7 -	1:28.781 P	+ 8.138	10:10:20.598				
92	Adrian CLARK		D2		Porsche 928 GTS Cup		
1 -	1:44.521	+ 21.790	10:01:29.862	8 -	1:24.173	+ 1.442	10:11:29.624
2 -	1:34.405	+ 11.674	10:03:04.267	9 -	1:28.246	+ 5.515	10:12:57.870
3 -	1:25.372	+ 2.641	10:04:29.639	10 -	1:23.895	+ 1.164	10:14:21.765
4 -	1:26.175	+ 3.444	10:05:55.814	11 -	1:24.932	+ 2.201	10:15:46.697
5 -	1:24.117	+ 1.386	10:07:19.931	12 -	1:23.503	+ 0.772	10:17:10.200
6 -	1:22.731		10:08:42.662	13 -	1:23.138	+ 0.407	10:18:33.338
7 -	1:22.789	+ 0.058	10:10:05.451	14 -	1:24.224	+ 1.493	10:19:57.562
93	William SMALLRIDGE		C2		Sunbeam Tiger		
1 -	1:30.902	+ 15.023	10:01:35.158	7 -	1:18.219	+ 2.340	10:09:25.582
2 -	1:24.185	+ 8.306	10:02:59.343	8 -	1:26.141	+ 10.262	10:10:51.723
3 -	1:17.425	+ 1.546	10:04:16.768	9 -	1:25.029	+ 9.150	10:12:16.752

Car 55 please fit timing transponder

Weather / Track : Cloudy / Dry

Donington Park National
Circuit Length = 1.9791 miles
Start: 09:59 End: 10:21

AMOC Intermarque Championship

QUALIFYING - RACE 3 - LAP ANALYSIS

4 -	1:16.353	+ 0.474	10:05:33.121	10 -	2:00.484 P	+ 44.605	10:14:17.236
5 -	1:18.363	+ 2.484	10:06:51.484	11 -	4:26.138	+ 3:10.259	10:18:43.374
6 -	1:15.879		10:08:07.363				
94	Robert HOLLYMAN			B Porsche 944 S2			
1 -	1:34.696	+ 9.738	10:01:07.641	7 -	1:28.337 P	+ 3.379	10:09:49.388
2 -	1:28.507	+ 3.549	10:02:36.148	8 -	3:51.119	+ 2:26.161	10:13:40.507
3 -	1:27.053	+ 2.095	10:04:03.201	9 -	1:26.248	+ 1.290	10:15:06.755
4 -	1:26.017	+ 1.059	10:05:29.218	10 -	1:25.391	+ 0.433	10:16:32.146
5 -	1:26.629	+ 1.671	10:06:55.847	11 -	1:24.958		10:17:57.104
6 -	1:25.204	+ 0.246	10:08:21.051	12 -	1:24.959	+ 0.001	10:19:22.063
127	Stephen RADCLIFFE			B Porsche 2.7 RS Carrera			
1 -	1:42.740	+ 16.566	10:01:37.254	7 -	1:26.433	+ 0.259	10:10:38.272
2 -	1:34.507	+ 8.333	10:03:11.761	8 -	1:26.174		10:12:04.446
3 -	1:31.249	+ 5.075	10:04:43.010	9 -	1:33.109 P	+ 6.935	10:13:37.555
4 -	1:35.998	+ 9.824	10:06:19.008	10 -	3:49.000	+ 2:22.826	10:17:26.555
5 -	1:26.492	+ 0.318	10:07:45.500	11 -	1:26.561	+ 0.387	10:18:53.116
6 -	1:26.339	+ 0.165	10:09:11.839	12 -	1:26.646	+ 0.472	10:20:19.762


Car 55 please fit timing transponder

Weather / Track : Cloudy / Dry

Donington Park National
Circuit Length = 1.9791 miles
Start: 09:59 End: 10:21

AMOC Intermarque Championship

RACE 3 - GRID

ROW 13	1:36.998 16 HIPWELL / HIPWELL	
ROW 12	1:29.380 54 Paul CLARE	1:30.029 66 DWANE / DWANE
ROW 11	1:27.088 46 SIMPSON / CAVOTO	1:27.336 18 Malcom JONES
ROW 10	1:25.773 44 SEARLES / MCCUTCHEON	1:26.174 127 Stephen RADCLIFFE
ROW 9	1:25.102 19 David HATHAWAY	1:25.727 1 Tristan BRADFIELD
ROW 8	1:24.445 6 Tony GREATOREX	1:24.958 94 Robert HOLLYMAN
ROW 7	1:23.124 4 Tim MOGRIDGE	1:23.264 8 Steven BYRNE
ROW 6	1:22.676 11 James NEAL	1:22.731 92 Adrian CLARK
ROW 5	1:22.106 59 Nicolas KING	1:22.356 14 Zoe NORTH
ROW 4	1:20.675 79 O'BRIEN / BUSSELL	1:21.803 34 MELLING / SNOWDON
ROW 3	1:20.472 60 Wayne MARRS	1:20.643 86 COOKE / COOKE
ROW 2	1:17.650 55 MARSHALL / SMITH	1:20.225 7 Darren MCWHIRTER
ROW 1	1:15.879 93 William SMALLRIDGE	1:17.279 23 COCHRANE / FIDLES
Pole		
		

Donington Park National
Circuit Length = 1.9791 miles

These results are provisional until the conclusion of any judicial and technical matters.

Clerk of Course :		Timekeeper :
-------------------	--	--------------

AMOC Intermarque Championship

RACE 3 - CLASSIFICATION

POS	NO	CL	NAME	ENTRY	LAPS	TIME	GAP	DIFF	MPH	BEST	ON
1	7	C2	Darren MCWHIRTER	Aston Martin DB4GT Zagato replica	26	46:16.702			66.71	1:35.165	22
2	23	A	COCHRANE / FIDLES	Sunbeam Tiger	26	46:43.508	26.806	26.806	66.07	1:31.854	26
3	79	C2	O'BRIEN / BUSSELL	Aston Martin DB4 Lightweight	26	46:47.892	31.190	4.384	65.97	1:31.870	15
4	4	D1	Tim MOGRIDGE	Ferrari F355 Challenge	26	46:48.497	31.795	0.605	65.95	1:26.760	22
5	60	D1	Wayne MARRS	Ferrari 355 Challenge	26	46:54.109	37.407	5.612	65.82	1:27.156	22
6	8	D1	Steven BYRNE	Aston Martin N24	26	47:38.223	1:21.521	44.114	64.80	1:29.780	24
7	59	C2	Nicolas KING	Aston Martin DB4	25	46:21.342	1 lap	1 lap	64.03	1:31.809	18
8	94	B	Robert HOLLYMAN	Porsche 944 S2	25	46:38.558	1 lap	17.216	63.64	1:38.603	22
9	1	A	Tristan BRADFIELD	Sunbeam Tiger	25	46:46.779	1 lap	8.221	63.45	1:38.298	22
10	55	D2	SMITH / MARSHALL	Aston Martin DBS V8	25	46:49.293	1 lap	2.514	63.40	1:37.671	24
11	6	D2	Tony GREATOREX	Porsche 2.7 RS	25	47:15.383	1 lap	26.090	62.81	1:38.591	25
12	34	C2	MELLING / SNOWDON	Aston Martin DB4 Lightweight	25	47:15.740	1 lap	0.357	62.81	1:39.141	11
13	54	B	Paul CLARE	Porsche 964	25	47:16.185	1 lap	0.445	62.80	1:39.254	22
14	92	D2	Adrian CLARK	Porsche 928 GTS Cup	25	47:34.757	1 lap	18.572	62.39	1:38.176	25
15	14	C2	Zoe NORTH	Sunbeam Tiger	25	47:35.994	1 lap	1.237	62.36	1:30.921	13
16	18	D2	Malcom JONES	Porsche 911	24	46:33.364	2 laps	1 lap	61.21	1:41.131	24
17	11	B	James NEAL	Porsche 964	24	46:46.113	2 laps	12.749	60.93	1:39.881	24
18	46	B	SIMPSON / CAVOTO	Ferrari 308 GT4	24	47:09.009	2 laps	22.896	60.44	1:41.214	9
19	44	B	SEARLES / MCCUTCHEON	Porsche 944S2	23	47:55.034	3 laps	1 lap	56.99	1:43.703	22
20	86	D2	COOKE / COOKE	Porsche RSR	22	47:20.763	4 laps	1 lap	55.17	1:38.378	19
21	66	B	DWANE / DWANE	Ferrari Mondial QV	21	40:18.740	5 laps	1 lap	61.85	1:40.759	19
22	127	B	Stephen RADCLIFFE	Porsche 2.7 RS Carrera	21	46:39.453	5 laps	6:20.713	53.44	1:40.936	21

NOT CLASSIFIED

<i>DNC</i>	16	B	HIPWELL / HIPWELL	Aston Martin DBS V8	13	29:12.475	13 laps	8 laps	52.85	1:52.773	10
<i>DNC</i>	19	D1	David HATHAWAY	Ferrari 344CH	6	13:05.014	20 laps	7 laps	54.45	1:56.850	6
<i>DNC</i>	93	C2	William SMALLRIDGE	Sunbeam Tiger	0						

FASTEST LAP

4	D1	Tim MOGRIDGE	Ferrari F355 Challenge	22	1:26.760	82.11 mph	132.15 kph
14	C2	Zoe NORTH	Sunbeam Tiger	13	1:30.921	78.36 mph	126.10 kph
23	A	COCHRANE / FIDLES	Sunbeam Tiger	26	1:31.854	77.56 mph	124.82 kph
55	D2	SMITH / MARSHALL	Aston Martin DBS V8	24	1:37.671	72.94 mph	117.39 kph
94	B	Robert HOLLYMAN	Porsche 944 S2	22	1:38.603	72.25 mph	116.28 kph

Weather / Track : Showers / Wet start drying track

These results are provisional until the conclusion of any judicial and technical matters.

Donington Park National
Circuit Length = 1.9791 miles
Start: 14:01 End: 14:50

Clerk of Course :	Timekeeper :
-------------------	--------------

AMOC Intermarque Championship

RACE 3 - LAP CHART

Lap 1			Lap 2			Lap 3			Lap 4			Lap 5		
No	Behind	Laptime	No	Behind	Laptime	No	Behind	Laptime	No	Behind	Laptime	No	Behind	Laptime
79		1:36.828	79		2:17.844	79		2:24.185	79		2:20.172	79		2:15.912
7	11.658	1:48.486	7	0.799	2:06.985	7	1.097	2:24.483	7	1.578	2:20.653	7	0.589	2:14.923
34	16.159	1:52.987	34	1.416	2:03.101	60	1.452	2:22.542 P	34	2.269	2:20.500	34	0.813	2:14.456
60	18.654	1:55.482	60	3.095	2:02.285	34	1.941	2:24.710	92	3.143	2:18.950	92	1.699	2:14.468
86	21.813	1:58.641	86	6.584	2:02.615 P	59	3.571	2:19.252 P	23	4.125	2:18.344	23	3.439	2:15.226
59	22.704	1:59.532	59	8.504	2:03.644	92	4.365	2:19.073	94	5.029	2:17.567	94	4.567	2:15.450
92	24.310	2:01.138	92	9.477	2:03.011	23	5.953	2:19.393	1	5.961	2:17.799	1	5.387	2:15.338
55	25.082	2:01.910 P	23	10.745	2:02.551	94	7.634	2:15.719	127	6.860	2:17.778	127	7.586	2:16.638
23	26.038	2:02.866	94	16.100	2:02.849	1	8.334	2:15.693	46	7.423	2:16.753	46	7.717	2:16.206
94	31.095	2:07.923	1	16.826	2:01.262	127	9.254	2:03.369	54	8.742	2:15.089	54	10.134	2:17.304
1	33.408	2:10.236	8	29.757	2:05.175 P	46	10.842	2:04.400	11	11.399	2:08.148	11	12.253	2:16.766
14	40.396	2:17.224 P	127	30.070	2:05.536	54	13.825	2:00.303	44	13.000	2:06.817	44	12.937	2:15.849
4	41.454	2:18.282 P	46	30.627	2:05.381	11	23.423	2:08.062	19	14.224	2:06.901	66	12.938	2:13.831
127	42.378	2:19.206	54	37.707	2:08.081	44	26.355	2:09.873	66	15.019	2:07.084	19	13.223	2:14.911
8	42.426	2:19.254	11	39.546	2:11.641	19	27.495	2:10.468	6	15.884	2:07.179	6	14.571	2:14.599
46	43.090	2:19.918	44	40.667	2:12.040	66	28.107	2:10.323	18	16.482	2:06.781	18	15.333	2:14.763
11	45.749	2:22.577	19	41.212	2:12.018	6	28.877	2:10.303	14	2 LAPS	6:39.407	14	2 LAPS	2:14.758
44	46.471	2:23.299	66	41.969	2:12.375	18	29.873	2:10.200	16	25.640	2:04.629	16	19.415	2:09.687
19	47.038	2:23.866	6	42.759	2:11.813	16	41.183	2:13.224	4	1 LAP	2:04.692	4	1 LAP	2:09.784
66	47.438	2:24.266	18	43.858	2:12.225	4	1 LAP	4:42.303	55	30.165	1:52.303	59	1 LAP	4:53.331
54	47.470	2:24.298	16	52.144	2:15.794	55	58.034	1:54.954	8	1 LAP	5:20.243	55	21.240	2:06.987
6	48.790	2:25.618	55	1:27.265	3:20.027							60	1 LAP	4:56.995
18	49.477	2:26.305										8	1 LAP	1:44.615
16	54.194	2:31.022												

Weather / Track : Showers / Wet start drying track

Donington Park National
Circuit Length = 1.9791 miles
Start: 14:01 End: 14:50

AMOC Intermarque Championship

RACE 3 - LAP CHART

Lap 6			Lap 7			Lap 8			Lap 9			Lap 10		
No	Behind	Laptime	No	Behind	Laptime	No	Behind	Laptime	No	Behind	Laptime	No	Behind	Laptime
79		1:33.429	79		1:33.490	79		1:34.171	79		1:33.295	79		1:33.973
7	6.083	1:38.923	7	12.184	1:39.591	7	17.189	1:39.176	11	1 LAP	1:58.334	44	1 LAP	1:49.140
34	11.303	1:43.919	34	21.118	1:43.305	34	29.435	1:42.488	16	1 LAP	1:59.869	18	1 LAP	1:51.921 P
92	13.657	1:45.387	92	23.588	1:43.421	92	31.992	1:42.575	86	4 LAPS	1:56.154	7	26.813	1:38.591
1	21.118	1:49.160	46	33.023	1:44.034	46	41.454	1:42.602	7	22.195	1:38.301	11	1 LAP	1:56.041 P
46	22.479	1:48.191	1	34.273	1:46.645	1	43.895	1:43.793	34	38.183	1:42.043	16	1 LAP	1:55.603
23	23.883	1:53.873	94	37.144	1:46.257	4	1 LAP	1:39.149	92	40.959	1:42.262	86	4 LAPS	1:52.154
94	24.377	1:53.239	66	38.748	1:46.404	14	2 LAPS	1:38.667	46	49.373	1:41.214	34	44.989	1:40.779
127	24.878	1:50.721	127	38.806	1:47.418	94	49.678	1:46.705	4	1 LAP	1:38.065	92	48.623	1:41.637
66	25.834	1:46.325	4	1 LAP	1:41.728	59	1 LAP	1:40.251	14	2 LAPS	1:38.890	4	1 LAP	1:37.662
54	29.479	1:52.774	14	2 LAPS	1:44.054	66	50.493	1:45.916	59	1 LAP	1:37.680	14	2 LAPS	1:36.970
14	2 LAPS	1:48.939	23	42.818	1:52.425	127	52.037	1:47.402	1	55.527	1:44.927	59	1 LAP	1:37.189
4	1 LAP	1:46.100	59	1 LAP	1:41.173	60	1 LAP	1:39.237	60	1 LAP	1:39.483	46	58.553	1:43.153
59	1 LAP	1:48.758	54	46.238	1:50.249	23	58.438	1:49.791 P	66	1:03.088	1:45.890	60	1 LAP	1:36.961
44	36.522	1:57.014	60	1 LAP	1:42.685	54	59.162	1:47.095	94	1:04.188	1:47.805 P	23	1 LAP	3:11.900
19	36.644	1:56.850	55	52.108	1:48.114	55	59.330	1:41.393	127	1:04.580	1:45.838	1	1:04.872	1:43.318
55	37.484	1:49.673	44	59.016	1:55.984	8	1 LAP	1:44.465	55	1:04.729	1:38.694	55	1:10.403	1:39.647
60	1 LAP	1:49.383	6	59.542	1:50.877	6	1:13.632	1:48.261	54	1:12.050	1:46.183	66	1:12.321	1:43.206
6	42.155	2:01.013	8	1 LAP	1:48.667	44	1:18.730	1:53.885	8	1 LAP	1:35.837	127	1:14.729	1:44.122
11	42.782	2:03.958	18	1:06.856	1:57.096	18	1:23.280	1:50.595	6	1:25.895	1:45.558	8	1 LAP	1:36.755
18	43.250	2:01.346	11	1:13.893	2:04.601							54	1:22.011	1:43.934
8	1 LAP	1:44.251	16	1:14.648	2:00.004									
16	48.134	2:02.148	86	3 LAPS	2:01.341									
86	3 LAPS	9:27.033												

Weather / Track : Showers / Wet start drying track

Donington Park National
Circuit Length = 1.9791 miles
Start: 14:01 End: 14:50

AMOC Intermarque Championship

RACE 3 - LAP CHART

Lap 11			Lap 12			Lap 13			Lap 14			Lap 15		
No	Behind	Laptime	No	Behind	Laptime	No	Behind	Laptime	No	Behind	Laptime	No	Behind	Laptime
79		1:33.320	79		1:32.099	79		1:32.284	79		1:33.019	79		1:31.870
6	1 LAP	1:46.584	54	1 LAP	1:46.979 P	6	1 LAP	1:43.612	54	2 LAPS	3:04.871 P	16	3 LAPS	3:21.163
44	1 LAP	1:50.525	6	1 LAP	1:44.453	18	2 LAPS	1:47.199	127	2 LAPS	3:16.737	86	5 LAPS	1:45.337
7	30.887	1:37.394	18	2 LAPS	3:20.930	14	3 LAPS	3:05.969	55	2 LAPS	3:29.756	94	2 LAPS	1:42.894
16	1 LAP	1:52.773	7	39.046	1:40.258 P	11	2 LAPS	1:51.587	7	1 LAP	2:56.951	66	2 LAPS	1:43.699
86	4 LAPS	1:49.195	44	1 LAP	1:54.211 P	4	1 LAP	1:33.821 P	6	1 LAP	1:42.631	54	2 LAPS	1:40.862
34	50.810	1:39.141	11	2 LAPS	3:19.154	60	1 LAP	1:32.210	18	2 LAPS	1:46.549	127	2 LAPS	1:42.532
4	1 LAP	1:34.520	4	1 LAP	1:35.788	59	1 LAP	1:33.637	14	3 LAPS	1:32.775	55	2 LAPS	1:42.236
14	2 LAPS	1:35.348 P	34	59.422	1:40.711 P	23	1 LAP	1:37.118	60	1 LAP	1:31.942 P	7	1 LAP	1:35.324
92	57.965	1:42.662	59	1 LAP	1:38.473	86	4 LAPS	1:45.942	59	1 LAP	1:36.734	6	1 LAP	1:44.699 P
59	1 LAP	1:35.037	60	1 LAP	1:37.322	92	1:23.754	1:45.474 P	11	2 LAPS	1:49.619	4	2 LAPS	2:56.164
60	1 LAP	1:33.112	86	4 LAPS	1:50.457	46	1:25.921	1:41.144 P	44	2 LAPS	3:42.909	14	3 LAPS	1:32.228
46	1:07.103	1:41.870	92	1:10.564	1:44.698	8	1 LAP	1:37.569 P	34	1 LAP	3:29.302	18	2 LAPS	1:46.217
23	1 LAP	1:38.469	23	1 LAP	1:39.245	66	1 LAP	3:11.830	23	1 LAP	1:37.357	59	1 LAP	1:34.991 P
94	1 LAP	3:15.773	46	1:17.061	1:42.057	94	1 LAP	1:40.933	1	1 LAP	3:09.417	8	2 LAPS	2:55.692
1	1:13.653	1:42.101	16	1 LAP	2:02.033 P							92	1 LAP	3:04.365
55	1:16.174	1:39.091 P	94	1 LAP	1:41.251							23	1 LAP	1:36.010
8	1 LAP	1:35.888	8	1 LAP	1:35.786							11	2 LAPS	1:44.194
66	1:22.592	1:43.591 P	1	1:26.138	1:44.584 P							44	2 LAPS	1:47.171
127	1:26.246	1:44.837 P												

Weather / Track : Showers / Wet start drying track

Donington Park National
Circuit Length = 1.9791 miles
Start: 14:01 End: 14:50

AMOC Intermarque Championship

RACE 3 - LAP CHART

Lap 16			Lap 17			Lap 18			Lap 19			Lap 20		
No	Behind	Laptime	No	Behind	Laptime	No	Behind	Laptime	No	Behind	Laptime	No	Behind	Laptime
79		1:33.083 P	79		3:26.071	79		1:46.388	79		1:47.235	7		1:36.058
34	2 LAPS	1:48.839	11	2 LAPS	1:45.659	11	2 LAPS	1:46.091	1	1 LAP	1:43.917	79	0.049	1:43.195
1	2 LAPS	1:43.344	92	1 LAP	1:42.134	1	1 LAP	1:42.018	4	1 LAP	1:35.955	94	1 LAP	1:38.909
46	2 LAPS	3:24.494	1	1 LAP	1:43.515	34	1 LAP	1:42.822	60	1 LAP	1:34.220	1	1 LAP	1:43.608
86	5 LAPS	1:43.859	34	1 LAP	1:46.923	94	1 LAP	1:41.972	94	1 LAP	1:44.123	14	2 LAPS	1:33.715
94	2 LAPS	1:40.743	86	4 LAPS	1:42.576	86	4 LAPS	1:43.157	34	1 LAP	1:46.054	92	1 LAP	1:39.572
66	2 LAPS	1:42.285	94	1 LAP	1:40.460	4	1 LAP	1:34.073	7	7.088	1:38.467	34	1 LAP	1:43.640
54	2 LAPS	1:41.475	54	1 LAP	1:42.627	7	15.856	1:36.710	92	1 LAP	1:56.228	86	4 LAPS	1:42.256
127	2 LAPS	1:41.956	66	1 LAP	1:41.370	60	1 LAP	1:34.209	86	4 LAPS	1:46.893	59	1 LAP	1:34.636
55	2 LAPS	1:41.760	7	25.534	1:38.091	54	1 LAP	1:43.590	14	2 LAPS	1:35.204	54	1 LAP	1:40.443
7	1 LAP	1:36.252	4	1 LAP	1:32.046	66	1 LAP	1:42.363	54	1 LAP	1:41.068	55	1 LAP	1:38.848
4	2 LAPS	1:31.036	55	1 LAP	1:42.825	55	1 LAP	1:41.774	55	1 LAP	1:38.631	8	1 LAP	1:30.116
60	2 LAPS	2:52.714	60	1 LAP	1:31.531	14	2 LAPS	1:32.225	66	1 LAP	1:41.831	66	1 LAP	1:40.759
14	3 LAPS	1:30.921	14	2 LAPS	1:34.444	44	3 LAPS	2:52.021	59	1 LAP	1:31.809	6	1 LAP	1:40.572
16	3 LAPS	2:44.526 P	46	1 LAP	1:59.929	59	1 LAP	1:33.208	8	1 LAP	1:31.276	44	3 LAPS	1:48.186
8	2 LAPS	1:31.095	6	1 LAP	1:43.015	6	1 LAP	1:41.047	127	4 LAPS	7:03.650 P	23	41.230	1:33.016
18	2 LAPS	1:46.093	59	1 LAP	1:34.190	8	1 LAP	1:32.747	44	3 LAPS	1:50.366	46	1 LAP	1:49.878
23	1 LAP	1:37.223	8	1 LAP	1:30.963	46	1 LAP	1:55.245	6	1 LAP	1:40.949	18	1 LAP	1:42.654
11	2 LAPS	1:45.556	23	1:17.377	1:34.673	23	1:04.830	1:33.841	23	51.360	1:33.765	4	1:19.605	1:28.713
92	1 LAP	1:55.196	18	1 LAP	1:45.440	18	1 LAP	1:42.938	46	1 LAP	1:50.405	60	1:21.026	1:27.718
34	1 LAP	1:43.640	92	1:45.272	1:43.866	11	1 LAP	1:42.963	18	1 LAP	1:43.055	127	4 LAPS	2:38.145
1	1 LAP	1:42.608							4	1:34.038	1:31.642			
86	4 LAPS	1:42.515							60	1:36.454	1:32.785			
94	1 LAP	1:42.449							11	1 LAP	1:41.829			
54	1 LAP	1:44.110												

Weather / Track : Showers / Wet start drying track

Donington Park National
Circuit Length = 1.9791 miles
Start: 14:01 End: 14:50

AMOC Intermarque Championship

RACE 3 - LAP CHART

Lap 21			Lap 22			Lap 23			Lap 24			Lap 25		
No	Behind	Laptime	No	Behind	Laptime	No	Behind	Laptime	No	Behind	Laptime	No	Behind	Laptime
7		1:35.646	7		1:35.165	7		1:36.039	7		1:36.770	7		1:36.000
11	2 LAPS	1:42.678	14	2 LAPS	1:33.502	8	1 LAP	1:30.125	8	1 LAP	1:35.064	59	1 LAP	1:32.552
14	2 LAPS	1:35.434	8	1 LAP	1:33.079	46	2 LAPS	1:53.246	18	2 LAPS	1:44.391	18	2 LAPS	1:43.583
79	5.626	1:41.223	11	2 LAPS	1:42.561	127	5 LAPS	1:42.868	59	1 LAP	1:35.221	127	5 LAPS	1:41.913
94	1 LAP	1:40.542	79	10.271	1:39.810	59	1 LAP	1:34.570	127	5 LAPS	1:43.695	94	1 LAP	1:39.039
1	1 LAP	1:43.431	94	1 LAP	1:39.568	94	1 LAP	1:38.603	94	1 LAP	1:39.136	11	2 LAPS	1:41.173
92	1 LAP	1:41.019	59	1 LAP	1:33.872	11	2 LAPS	1:41.281	46	2 LAPS	1:53.926	79	26.427	1:41.382
8	1 LAP	1:34.590	1	1 LAP	1:41.912	79	16.101	1:41.869	11	2 LAPS	1:41.759	1	1 LAP	1:40.680
59	1 LAP	1:42.470	54	1 LAP	1:40.049	1	1 LAP	1:38.298	79	21.045	1:41.714	55	1 LAP	1:37.671
34	1 LAP	1:44.140	55	1 LAP	1:40.550	54	1 LAP	1:39.254	1	1 LAP	1:40.411	23	30.220	1:33.780
54	1 LAP	1:42.445	86	4 LAPS	1:42.593	55	1 LAP	1:38.477	55	1 LAP	1:38.500	86	4 LAPS	1:42.693 P
55	1 LAP	1:42.453	34	1 LAP	1:44.948	86	4 LAPS	1:38.378	54	1 LAP	1:40.117	46	2 LAPS	1:54.369
86	4 LAPS	1:44.882	66	1 LAP	1:41.312	34	1 LAP	1:44.022	86	4 LAPS	1:40.190	4	38.946	1:27.756
66	1 LAP	1:42.288	23	39.739	1:35.067	23	36.305	1:32.605	23	32.440	1:32.905	60	43.208	1:29.227
6	1 LAP	1:40.156	6	1 LAP	1:41.274	6	1 LAP	1:41.331	34	1 LAP	1:42.908	34	1 LAP	1:45.377
23	39.837	1:34.253	92	1 LAP	2:14.797	92	1 LAP	1:40.945 P	4	47.190	1:27.125	6	1 LAP	1:39.287
44	3 LAPS	1:46.592	44	3 LAPS	1:45.879	4	56.835	1:28.183	60	49.981	1:28.281	54	1 LAP	2:03.593
4	1:13.096	1:29.137	4	1:04.691	1:26.760	60	58.470	1:28.403	6	1 LAP	1:41.769	92	1 LAP	1:39.380
60	1:14.115	1:28.735	60	1:06.106	1:27.156	44	3 LAPS	1:48.411	92	1 LAP	1:54.323	14	1 LAP	1:34.239
46	1 LAP	1:52.946	18	1 LAP	1:43.920	14	1 LAP	1:33.716	44	3 LAPS	1:46.301	8	1:24.980	1:30.786
18	1 LAP	1:43.245	14	1 LAP	1:31.911				14	1 LAP	1:32.023	44	3 LAPS	1:43.703
127	4 LAPS	1:44.156							8	1:30.194	1:29.780			

Weather / Track : Showers / Wet start drying track

Donington Park National
Circuit Length = 1.9791 miles
Start: 14:01 End: 14:50

AMOC Intermarque Championship

RACE 3 - LAP CHART

Lap 26		
No	Behind	Laptime
7		1:35.268
59	1 LAP	1:32.372
18	2 LAPS	1:41.131
94	1 LAP	1:38.649
127	5 LAPS	1:40.936
23	26.806	1:31.854
11	2 LAPS	1:39.881
1	1 LAP	1:38.764
79	31.190	1:40.031
4	31.795	1:28.117
55	1 LAP	1:39.125
60	37.407	1:29.467
46	2 LAPS	1:49.734
6	1 LAP	1:38.591
34	1 LAP	1:44.985
54	1 LAP	1:39.392
86	4 LAPS	2:01.902
92	1 LAP	1:38.176
14	1 LAP	1:31.098
8	1:21.521	1:31.809
44	3 LAPS	1:44.335

Weather / Track : Showers / Wet start drying track

Donington Park National
Circuit Length = 1.9791 miles
Start: 14:01 End: 14:50

AMOC Intermarque Championship

RACE 3 - LAP ANALYSIS

1	Tristan BRADFIELD		A Sunbeam Tiger				
1 -	2:10.236	+ 31.938	14:04:09.634	14 -	1:43.344	+ 5.046	14:30:07.015
2 -	2:01.262	+ 22.964	14:06:10.896	15 -	1:42.608	+ 4.310	14:31:49.623
3 -	2:15.693	+ 37.395	14:08:26.589	16 -	1:43.515	+ 5.217	14:33:33.138
4 -	2:17.799	+ 39.501	14:10:44.388	17 -	1:42.018	+ 3.720	14:35:15.156
5 -	2:15.338	+ 37.040	14:12:59.726	18 -	1:43.917	+ 5.619	14:36:59.073
6 -	1:49.160	+ 10.862	14:14:48.886	19 -	1:43.608	+ 5.310	14:38:42.681
7 -	1:46.645	+ 8.347	14:16:35.531	20 -	1:43.431	+ 5.133	14:40:26.112
8 -	1:43.793	+ 5.495	14:18:19.324	21 -	1:41.912	+ 3.614	14:42:08.024
9 -	1:44.927	+ 6.629	14:20:04.251	22 -	1:38.298		14:43:46.322
10 -	1:43.318	+ 5.020	14:21:47.569	23 -	1:40.411	+ 2.113	14:45:26.733
11 -	1:42.101	+ 3.803	14:23:29.670	24 -	1:40.680	+ 2.382	14:47:07.413
12 -	1:44.584 P	+ 6.286	14:25:14.254	25 -	1:38.764	+ 0.466	14:48:46.177
13 -	3:09.417	+ 1:31.119	14:28:23.671				
4	Tim MOGRIDGE		D1 Ferrari F355 Challenge				
1 -	2:18.282 P	+ 51.522	14:04:17.680	14 -	1:31.036	+ 4.276	14:30:48.492
2 -	4:42.303	+ 3:15.543	14:08:59.983	15 -	1:29.896	+ 3.136	14:32:18.388
3 -	2:04.692	+ 37.932	14:11:04.675	16 -	1:32.046	+ 5.286	14:33:50.434
4 -	2:09.784	+ 43.024	14:13:14.459	17 -	1:34.073	+ 7.313	14:35:24.507
5 -	1:46.100	+ 19.340	14:15:00.559	18 -	1:35.955	+ 9.195	14:37:00.462
6 -	1:41.728	+ 14.968	14:16:42.287	19 -	1:31.642	+ 4.882	14:38:32.104
7 -	1:39.149	+ 12.389	14:18:21.436	20 -	1:28.713	+ 1.953	14:40:00.817
8 -	1:38.065	+ 11.305	14:19:59.501	21 -	1:29.137	+ 2.377	14:41:29.954
9 -	1:37.662	+ 10.902	14:21:37.163	22 -	1:26.760		14:42:56.714
10 -	1:34.520	+ 7.760	14:23:11.683	23 -	1:28.183	+ 1.423	14:44:24.897
11 -	1:35.788	+ 9.028	14:24:47.471	24 -	1:27.125	+ 0.365	14:45:52.022
12 -	1:33.821 P	+ 7.061	14:26:21.292	25 -	1:27.756	+ 0.996	14:47:19.778
13 -	2:56.164	+ 1:29.404	14:29:17.456	26 -	1:28.117	+ 1.357	14:48:47.895
6	Tony GRETOREX		D2 Porsche 2.7 RS				
1 -	2:25.618	+ 47.027	14:04:25.016	14 -	1:44.699 P	+ 6.108	14:29:16.598
2 -	2:11.813	+ 33.222	14:06:36.829	15 -	3:10.192	+ 1:31.601	14:32:26.790
3 -	2:10.303	+ 31.712	14:08:47.132	16 -	1:43.015	+ 4.424	14:34:09.805
4 -	2:07.179	+ 28.588	14:10:54.311	17 -	1:41.047	+ 2.456	14:35:50.852
5 -	2:14.599	+ 36.008	14:13:08.910	18 -	1:40.949	+ 2.358	14:37:31.801
6 -	2:01.013	+ 22.422	14:15:09.923	19 -	1:40.572	+ 1.981	14:39:12.373
7 -	1:50.877	+ 12.286	14:17:00.800	20 -	1:40.156	+ 1.565	14:40:52.529
8 -	1:48.261	+ 9.670	14:18:49.061	21 -	1:41.274	+ 2.683	14:42:33.803
9 -	1:45.558	+ 6.967	14:20:34.619	22 -	1:41.331	+ 2.740	14:44:15.134
10 -	1:46.584	+ 7.993	14:22:21.203	23 -	1:41.769	+ 3.178	14:45:56.903
11 -	1:44.453	+ 5.862	14:24:05.656	24 -	1:39.287	+ 0.696	14:47:36.190
12 -	1:43.612	+ 5.021	14:25:49.268	25 -	1:38.591		14:49:14.781
13 -	1:42.631	+ 4.040	14:27:31.899				
7	Darren MCWHIRTER		C2 Aston Martin DB4GT Zagato replica				
1 -	1:48.486	+ 13.321	14:03:47.884	14 -	1:35.324	+ 0.159	14:28:59.437
2 -	2:06.985	+ 31.820	14:05:54.869	15 -	1:36.252	+ 1.087	14:30:35.689
3 -	2:24.483	+ 49.318	14:08:19.352	16 -	1:36.197	+ 1.032	14:32:11.886
4 -	2:20.653	+ 45.488	14:10:40.005	17 -	1:38.091	+ 2.926	14:33:49.977
5 -	2:14.923	+ 39.758	14:12:54.928	18 -	1:36.710	+ 1.545	14:35:26.687
6 -	1:38.923	+ 3.758	14:14:33.851	19 -	1:38.467	+ 3.302	14:37:05.154
7 -	1:39.591	+ 4.426	14:16:13.442	20 -	1:36.058	+ 0.893	14:38:41.212
8 -	1:39.176	+ 4.011	14:17:52.618	21 -	1:35.646	+ 0.481	14:40:16.858
9 -	1:38.301	+ 3.136	14:19:30.919	22 -	1:35.165		14:41:52.023
10 -	1:38.591	+ 3.426	14:21:09.510	23 -	1:36.039	+ 0.874	14:43:28.062
11 -	1:37.394	+ 2.229	14:22:46.904	24 -	1:36.770	+ 1.605	14:45:04.832
12 -	1:40.258 P	+ 5.093	14:24:27.162	25 -	1:36.000	+ 0.835	14:46:40.832
13 -	2:56.951	+ 1:21.786	14:27:24.113	26 -	1:35.268	+ 0.103	14:48:16.100
8	Steven BYRNE		D1 Aston Martin N24				
1 -	2:19.254	+ 49.474	14:04:18.652	14 -	1:31.095	+ 1.315	14:31:14.690

Weather / Track : Showers / Wet start drying track

Donington Park National
Circuit Length = 1.9791 miles
Start: 14:01 End: 14:50

AMOC Intermarque Championship

RACE 3 - LAP ANALYSIS

2 -	2:05.175 P	+ 35.395	14:06:23.827	15 -	1:32.596	+ 2.816	14:32:47.286
3 -	5:20.243	+ 3:50.463	14:11:44.070	16 -	1:30.963	+ 1.183	14:34:18.249
4 -	1:44.615	+ 14.835	14:13:28.685	17 -	1:32.747	+ 2.967	14:35:50.996
5 -	1:44.251	+ 14.471	14:15:12.936	18 -	1:31.276	+ 1.496	14:37:22.272
6 -	1:48.667	+ 18.887	14:17:01.603	19 -	1:30.116	+ 0.336	14:38:52.388
7 -	1:44.465	+ 14.685	14:18:46.068	20 -	1:34.590	+ 4.810	14:40:26.978
8 -	1:35.837	+ 6.057	14:20:21.905	21 -	1:33.079	+ 3.299	14:42:00.057
9 -	1:36.755	+ 6.975	14:21:58.660	22 -	1:30.125	+ 0.345	14:43:30.182
10 -	1:35.888	+ 6.108	14:23:34.548	23 -	1:35.064	+ 5.284	14:45:05.246
11 -	1:35.786	+ 6.006	14:25:10.334	24 -	1:29.780		14:46:35.026
12 -	1:37.569 P	+ 7.789	14:26:47.903	25 -	1:30.786	+ 1.006	14:48:05.812
13 -	2:55.692	+ 1:25.912	14:29:43.595	26 -	1:31.809	+ 2.029	14:49:37.621
11	James NEAL B Porsche 964						
1 -	2:22.577	+ 42.696	14:04:21.975	13 -	1:44.194	+ 4.313	14:29:54.080
2 -	2:11.641	+ 31.760	14:06:33.616	14 -	1:45.556	+ 5.675	14:31:39.636
3 -	2:08.062	+ 28.181	14:08:41.678	15 -	1:45.659	+ 5.778	14:33:25.295
4 -	2:08.148	+ 28.267	14:10:49.826	16 -	1:46.091	+ 6.210	14:35:11.386
5 -	2:16.766	+ 36.885	14:13:06.592	17 -	1:42.963	+ 3.082	14:36:54.349
6 -	2:03.958	+ 24.077	14:15:10.550	18 -	1:41.829	+ 1.948	14:38:36.178
7 -	2:04.601	+ 24.720	14:17:15.151	19 -	1:42.678	+ 2.797	14:40:18.856
8 -	1:58.334	+ 18.453	14:19:13.485	20 -	1:42.561	+ 2.680	14:42:01.417
9 -	1:56.041 P	+ 16.160	14:21:09.526	21 -	1:41.281	+ 1.400	14:43:42.698
10 -	3:19.154	+ 1:39.273	14:24:28.680	22 -	1:41.759	+ 1.878	14:45:24.457
11 -	1:51.587	+ 11.706	14:26:20.267	23 -	1:41.173	+ 1.292	14:47:05.630
12 -	1:49.619	+ 9.738	14:28:09.886	24 -	1:39.881		14:48:45.511
14	Zoe NORTH C2 Sunbeam Tiger						
1 -	2:17.224 P	+ 46.303	14:04:16.622	14 -	1:32.333	+ 1.412	14:32:27.881
2 -	6:39.407	+ 5:08.486	14:10:56.029	15 -	1:34.444	+ 3.523	14:34:02.325
3 -	2:14.758	+ 43.837	14:13:10.787	16 -	1:32.225	+ 1.304	14:35:34.550
4 -	1:48.939	+ 18.018	14:14:59.726	17 -	1:35.204	+ 4.283	14:37:09.754
5 -	1:44.054	+ 13.133	14:16:43.780	18 -	1:33.715	+ 2.794	14:38:43.469
6 -	1:38.667	+ 7.746	14:18:22.447	19 -	1:35.434	+ 4.513	14:40:18.903
7 -	1:38.890	+ 7.969	14:20:01.337	20 -	1:33.502	+ 2.581	14:41:52.405
8 -	1:36.970	+ 6.049	14:21:38.307	21 -	1:31.911	+ 0.990	14:43:24.316
9 -	1:35.348 P	+ 4.427	14:23:13.655	22 -	1:33.716	+ 2.795	14:44:58.032
10 -	3:05.969	+ 1:35.048	14:26:19.624	23 -	1:32.023	+ 1.102	14:46:30.055
11 -	1:32.775	+ 1.854	14:27:52.399	24 -	1:34.239	+ 3.318	14:48:04.294
12 -	1:32.228	+ 1.307	14:29:24.627	25 -	1:31.098	+ 0.177	14:49:35.392
13 -	1:30.921		14:30:55.548				
16	HIPWELL / HIPWELL B Aston Martin DBS V8						
1 -	2:31.022	+ 38.249	14:04:30.420	8 -	1:59.869	+ 7.096	14:19:15.775
2 -	2:15.794	+ 23.021	14:06:46.214	9 -	1:55.603	+ 2.830	14:21:11.378
3 -	2:13.224	+ 20.451	14:08:59.438	10 -	1:52.773		14:23:04.151
4 -	2:04.629	+ 11.856	14:11:04.067	11 -	2:02.033 P	+ 9.260	14:25:06.184
5 -	2:09.687	+ 16.914	14:13:13.754	12 -	3:21.163	+ 1:28.390	14:28:27.347
6 -	2:02.148	+ 9.375	14:15:15.902	13 -	2:44.526 P	+ 51.753	14:31:11.873
7 -	2:00.004	+ 7.231	14:17:15.906				
18	Malcom JONES D2 Porsche 911						
1 -	2:26.305	+ 45.174	14:04:25.703	13 -	1:46.217	+ 5.086	14:29:31.525
2 -	2:12.225	+ 31.094	14:06:37.928	14 -	1:46.093	+ 4.962	14:31:17.618
3 -	2:10.200	+ 29.069	14:08:48.128	15 -	1:44.787	+ 3.656	14:33:02.405
4 -	2:06.781	+ 25.650	14:10:54.909	16 -	1:45.440	+ 4.309	14:34:47.845
5 -	2:14.763	+ 33.632	14:13:09.672	17 -	1:42.938	+ 1.807	14:36:30.783
6 -	2:01.346	+ 20.215	14:15:11.018	18 -	1:43.055	+ 1.924	14:38:13.838
7 -	1:57.096	+ 15.965	14:17:08.114	19 -	1:42.654	+ 1.523	14:39:56.492
8 -	1:50.595	+ 9.464	14:18:58.709	20 -	1:43.245	+ 2.114	14:41:39.737
9 -	1:51.921 P	+ 10.790	14:20:50.630	21 -	1:43.920	+ 2.789	14:43:23.657
10 -	3:20.930	+ 1:39.799	14:24:11.560	22 -	1:44.391	+ 3.260	14:45:08.048
11 -	1:47.199	+ 6.068	14:25:58.759	23 -	1:43.583	+ 2.452	14:46:51.631
12 -	1:46.549	+ 5.418	14:27:45.308	24 -	1:41.131		14:48:32.762

Weather / Track : Showers / Wet start drying track

Donington Park National
Circuit Length = 1.9791 miles
Start: 14:01 End: 14:50

AMOC Intermarque Championship

RACE 3 - LAP ANALYSIS

19	David HATHAWAY		D1 Ferrari 344CH				
1 -	2:23.866	+ 27.016	14:04:23.264	4 -	2:06.901	+ 10.051	14:10:52.651
2 -	2:12.018	+ 15.168	14:06:35.282	5 -	2:14.911	+ 18.061	14:13:07.562
3 -	2:10.468	+ 13.618	14:08:45.750	6 -	1:56.850		14:15:04.412
23	COCHRANE / FIDLES		A Sunbeam Tiger				
1 -	2:02.866	+ 31.012	14:04:02.264	14 -	1:36.010	+ 4.156	14:29:53.966
2 -	2:02.551	+ 30.697	14:06:04.815	15 -	1:37.223	+ 5.369	14:31:31.189
3 -	2:19.393	+ 47.539	14:08:24.208	16 -	1:35.958	+ 4.104	14:33:07.147
4 -	2:18.344	+ 46.490	14:10:42.552	17 -	1:34.673	+ 2.819	14:34:41.820
5 -	2:15.226	+ 43.372	14:12:57.778	18 -	1:33.841	+ 1.987	14:36:15.661
6 -	1:53.873	+ 22.019	14:14:51.651	19 -	1:33.765	+ 1.911	14:37:49.426
7 -	1:52.425	+ 20.571	14:16:44.076	20 -	1:33.016	+ 1.162	14:39:22.442
8 -	1:49.791 P	+ 17.937	14:18:33.867	21 -	1:34.253	+ 2.399	14:40:56.695
9 -	3:11.900	+ 1:40.046	14:21:45.767	22 -	1:35.067	+ 3.213	14:42:31.762
10 -	1:38.469	+ 6.615	14:23:24.236	23 -	1:32.605	+ 0.751	14:44:04.367
11 -	1:39.245	+ 7.391	14:25:03.481	24 -	1:32.905	+ 1.051	14:45:37.272
12 -	1:37.118	+ 5.264	14:26:40.599	25 -	1:33.780	+ 1.926	14:47:11.052
13 -	1:37.357	+ 5.503	14:28:17.956	26 -	1:31.854		14:48:42.906
34	MELLING / SNOWDON		C2 Aston Martin DB4 Lightweight				
1 -	1:52.987	+ 13.846	14:03:52.385	14 -	1:48.839	+ 9.698	14:30:05.679
2 -	2:03.101	+ 23.960	14:05:55.486	15 -	1:43.640	+ 4.499	14:31:49.319
3 -	2:24.710	+ 45.569	14:08:20.196	16 -	1:46.923	+ 7.782	14:33:36.242
4 -	2:20.500	+ 41.359	14:10:40.696	17 -	1:42.822	+ 3.681	14:35:19.064
5 -	2:14.456	+ 35.315	14:12:55.152	18 -	1:46.054	+ 6.913	14:37:05.118
6 -	1:43.919	+ 4.778	14:14:39.071	19 -	1:43.640	+ 4.499	14:38:48.758
7 -	1:43.305	+ 4.164	14:16:22.376	20 -	1:44.140	+ 4.999	14:40:32.898
8 -	1:42.488	+ 3.347	14:18:04.864	21 -	1:44.948	+ 5.807	14:42:17.846
9 -	1:42.043	+ 2.902	14:19:46.907	22 -	1:44.022	+ 4.881	14:44:01.868
10 -	1:40.779	+ 1.638	14:21:27.686	23 -	1:42.908	+ 3.767	14:45:44.776
11 -	1:39.141		14:23:06.827	24 -	1:45.377	+ 6.236	14:47:30.153
12 -	1:40.711 P	+ 1.570	14:24:47.538	25 -	1:44.985	+ 5.844	14:49:15.138
13 -	3:29.302	+ 1:50.161	14:28:16.840				
44	SEARLES / MCCUTCHEON		B Porsche 944S2				
1 -	2:23.299	+ 39.596	14:04:22.697	13 -	1:47.171	+ 3.468	14:29:58.115
2 -	2:12.040	+ 28.337	14:06:34.737	14 -	2:50.523 P	+ 1:06.820	14:32:48.638
3 -	2:09.873	+ 26.170	14:08:44.610	15 -	2:52.021	+ 1:08.318	14:35:40.659
4 -	2:06.817	+ 23.114	14:10:51.427	16 -	1:50.366	+ 6.663	14:37:31.025
5 -	2:15.849	+ 32.146	14:13:07.276	17 -	1:48.186	+ 4.483	14:39:19.211
6 -	1:57.014	+ 13.311	14:15:04.290	18 -	1:46.592	+ 2.889	14:41:05.803
7 -	1:55.984	+ 12.281	14:17:00.274	19 -	1:45.879	+ 2.176	14:42:51.682
8 -	1:53.885	+ 10.182	14:18:54.159	20 -	1:48.411	+ 4.708	14:44:40.093
9 -	1:49.140	+ 5.437	14:20:43.299	21 -	1:46.301	+ 2.598	14:46:26.394
10 -	1:50.525	+ 6.822	14:22:33.824	22 -	1:43.703		14:48:10.097
11 -	1:54.211 P	+ 10.508	14:24:28.035	23 -	1:44.335	+ 0.632	14:49:54.432
12 -	3:42.909	+ 1:59.206	14:28:10.944				
46	SIMPSON / CAVOTO		B Ferrari 308 GT4				
1 -	2:19.918	+ 38.704	14:04:19.316	13 -	1:41.144 P	+ -0.070	14:26:46.321
2 -	2:05.381	+ 24.167	14:06:24.697	14 -	3:24.494	+ 1:43.280	14:30:10.815
3 -	2:04.400	+ 23.186	14:08:29.097	15 -	1:57.914	+ 16.700	14:32:08.729
4 -	2:16.753	+ 35.539	14:10:45.850	16 -	1:59.929	+ 18.715	14:34:08.658
5 -	2:16.206	+ 34.992	14:13:02.056	17 -	1:55.245	+ 14.031	14:36:03.903
6 -	1:48.191	+ 6.977	14:14:50.247	18 -	1:50.405	+ 9.191	14:37:54.308
7 -	1:44.034	+ 2.820	14:16:34.281	19 -	1:49.878	+ 8.664	14:39:44.186
8 -	1:42.602	+ 1.388	14:18:16.883	20 -	1:52.946	+ 11.732	14:41:37.132
9 -	1:41.214		14:19:58.097	21 -	1:53.246	+ 12.032	14:43:30.378
10 -	1:43.153	+ 1.939	14:21:41.250	22 -	1:53.926	+ 12.712	14:45:24.304
11 -	1:41.870	+ 0.656	14:23:23.120	23 -	1:54.369	+ 13.155	14:47:18.673
12 -	1:42.057	+ 0.843	14:25:05.177	24 -	1:49.734	+ 8.520	14:49:08.407

Weather / Track : Showers / Wet start drying track

Donington Park National
Circuit Length = 1.9791 miles
Start: 14:01 End: 14:50

AMOC Intermarque Championship

RACE 3 - LAP ANALYSIS

54	Paul CLARE		B Porsche 964				
1 -	2:24.298	+ 45.044	14:04:23.696	14 -	1:41.475	+ 2.221	14:30:18.895
2 -	2:08.081	+ 28.827	14:06:31.777	15 -	1:44.110	+ 4.856	14:32:03.005
3 -	2:00.303	+ 21.049	14:08:32.080	16 -	1:42.627	+ 3.373	14:33:45.632
4 -	2:15.089	+ 35.835	14:10:47.169	17 -	1:43.590	+ 4.336	14:35:29.222
5 -	2:17.304	+ 38.050	14:13:04.473	18 -	1:41.068	+ 1.814	14:37:10.290
6 -	1:52.774	+ 13.520	14:14:57.247	19 -	1:40.443	+ 1.189	14:38:50.733
7 -	1:50.249	+ 10.995	14:16:47.496	20 -	1:42.445	+ 3.191	14:40:33.178
8 -	1:47.095	+ 7.841	14:18:34.591	21 -	1:40.049	+ 0.795	14:42:13.227
9 -	1:46.183	+ 6.929	14:20:20.774	22 -	1:39.254		14:43:52.481
10 -	1:43.934	+ 4.680	14:22:04.708	23 -	1:40.117	+ 0.863	14:45:32.598
11 -	1:46.979 P	+ 7.725	14:23:51.687	24 -	2:03.593	+ 24.339	14:47:36.191
12 -	3:04.871	+ 1:25.617	14:26:56.558	25 -	1:39.392	+ 0.138	14:49:15.583
13 -	1:40.862	+ 1.608	14:28:37.420				
55	SMITH / MARSHALL		D2 Aston Martin DBS V8				
1 -	2:01.910 P	+ 24.239	14:04:01.308	14 -	1:41.760	+ 4.089	14:30:25.943
2 -	3:20.027	+ 1:42.356	14:07:21.335	15 -	1:43.894	+ 6.223	14:32:09.837
3 -	1:54.954	+ 17.283	14:09:16.289	16 -	1:42.825	+ 5.154	14:33:52.662
4 -	1:52.303	+ 14.632	14:11:08.592	17 -	1:41.774	+ 4.103	14:35:34.436
5 -	2:06.987	+ 29.316	14:13:15.579	18 -	1:38.631	+ 0.960	14:37:13.067
6 -	1:49.673	+ 12.002	14:15:05.252	19 -	1:38.848	+ 1.177	14:38:51.915
7 -	1:48.114	+ 10.443	14:16:53.366	20 -	1:42.453	+ 4.782	14:40:34.368
8 -	1:41.393	+ 3.722	14:18:34.759	21 -	1:40.550	+ 2.879	14:42:14.918
9 -	1:38.694	+ 1.023	14:20:13.453	22 -	1:38.477	+ 0.806	14:43:53.395
10 -	1:39.647	+ 1.976	14:21:53.100	23 -	1:38.500	+ 0.829	14:45:31.895
11 -	1:39.091 P	+ 1.420	14:23:32.191	24 -	1:37.671		14:47:09.566
12 -	3:29.756	+ 1:52.085	14:27:01.947	25 -	1:39.125	+ 1.454	14:48:48.691
13 -	1:42.236	+ 4.565	14:28:44.183				
59	Nicolas KING		C2 Aston Martin DB4				
1 -	1:59.532	+ 27.723	14:03:58.930	14 -	1:34.991 P	+ 3.182	14:29:39.080
2 -	2:03.644	+ 31.835	14:06:02.574	15 -	2:56.760	+ 1:24.951	14:32:35.840
3 -	2:19.252 P	+ 47.443	14:08:21.826	16 -	1:34.190	+ 2.381	14:34:10.030
4 -	4:53.331	+ 3:21.522	14:13:15.157	17 -	1:33.208	+ 1.399	14:35:43.238
5 -	1:48.758	+ 16.949	14:15:03.915	18 -	1:31.809		14:37:15.047
6 -	1:41.173	+ 9.364	14:16:45.088	19 -	1:34.636	+ 2.827	14:38:49.683
7 -	1:40.251	+ 8.442	14:18:25.339	20 -	1:42.470	+ 10.661	14:40:32.153
8 -	1:37.680	+ 5.871	14:20:03.019	21 -	1:33.872	+ 2.063	14:42:06.025
9 -	1:37.189	+ 5.380	14:21:40.208	22 -	1:34.570	+ 2.761	14:43:40.595
10 -	1:35.037	+ 3.228	14:23:15.245	23 -	1:35.221	+ 3.412	14:45:15.816
11 -	1:38.473	+ 6.664	14:24:53.718	24 -	1:32.552	+ 0.743	14:46:48.368
12 -	1:33.637	+ 1.828	14:26:27.355	25 -	1:32.372	+ 0.563	14:48:20.740
13 -	1:36.734	+ 4.925	14:28:04.089				
60	Wayne MARRS		D1 Ferrari 355 Challenge				
1 -	1:55.482	+ 28.326	14:03:54.880	14 -	2:52.714	+ 1:25.558	14:30:51.751
2 -	2:02.285	+ 35.129	14:05:57.165	15 -	1:30.024	+ 2.868	14:32:21.775
3 -	2:22.542 P	+ 55.386	14:08:19.707	16 -	1:31.531	+ 4.375	14:33:53.306
4 -	4:56.995	+ 3:29.839	14:13:16.702	17 -	1:34.209	+ 7.053	14:35:27.515
5 -	1:49.383	+ 22.227	14:15:06.085	18 -	1:34.220	+ 7.064	14:37:01.735
6 -	1:42.685	+ 15.529	14:16:48.770	19 -	1:32.785	+ 5.629	14:38:34.520
7 -	1:39.237	+ 12.081	14:18:28.007	20 -	1:27.718	+ 0.562	14:40:02.238
8 -	1:39.483	+ 12.327	14:20:07.490	21 -	1:28.735	+ 1.579	14:41:30.973
9 -	1:36.961	+ 9.805	14:21:44.451	22 -	1:27.156		14:42:58.129
10 -	1:33.112	+ 5.956	14:23:17.563	23 -	1:28.403	+ 1.247	14:44:26.532
11 -	1:37.322	+ 10.166	14:24:54.885	24 -	1:28.281	+ 1.125	14:45:54.813
12 -	1:32.210	+ 5.054	14:26:27.095	25 -	1:29.227	+ 2.071	14:47:24.040
13 -	1:31.942 P	+ 4.786	14:27:59.037	26 -	1:29.467	+ 2.311	14:48:53.507
66	DWANE / DWANE		B Ferrari Mondial QV				
1 -	2:24.266	+ 43.507	14:04:23.664	12 -	3:11.830	+ 1:31.071	14:26:50.439

Weather / Track : Showers / Wet start drying track

Donington Park National
Circuit Length = 1.9791 miles
Start: 14:01 End: 14:50

AMOC Intermarque Championship

RACE 3 - LAP ANALYSIS

2 -	2:12.375	+ 31.616	14:06:36.039	13 -	1:43.699	+ 2.940	14:28:34.138
3 -	2:10.323	+ 29.564	14:08:46.362	14 -	1:42.285	+ 1.526	14:30:16.423
4 -	2:07.084	+ 26.325	14:10:53.446	15 -	1:51.792	+ 11.033	14:32:08.215
5 -	2:13.831	+ 33.072	14:13:07.277	16 -	1:41.370	+ 0.611	14:33:49.585
6 -	1:46.325	+ 5.566	14:14:53.602	17 -	1:42.363	+ 1.604	14:35:31.948
7 -	1:46.404	+ 5.645	14:16:40.006	18 -	1:41.831	+ 1.072	14:37:13.779
8 -	1:45.916	+ 5.157	14:18:25.922	19 -	1:40.759		14:38:54.538
9 -	1:45.890	+ 5.131	14:20:11.812	20 -	1:42.288	+ 1.529	14:40:36.826
10 -	1:43.206	+ 2.447	14:21:55.018	21 -	1:41.312	+ 0.553	14:42:18.138
11 -	1:43.591 P	+ 2.832	14:23:38.609				
79	O'BRIEN / BUSSELL			C2 Aston Martin DB4 Lightweight			
1 -	1:36.828	+ 4.958	14:03:36.226	14 -	1:33.019	+ 1.149	14:26:53.419
2 -	2:17.844	+ 45.974	14:05:54.070	15 -	1:31.870		14:28:25.289
3 -	2:24.185	+ 52.315	14:08:18.255	16 -	1:33.083 P	+ 1.213	14:29:58.372
4 -	2:20.172	+ 48.302	14:10:38.427	17 -	3:26.071	+ 1:54.201	14:33:24.443
5 -	2:15.912	+ 44.042	14:12:54.339	18 -	1:46.388	+ 14.518	14:35:10.831
6 -	1:33.429	+ 1.559	14:14:27.768	19 -	1:47.235	+ 15.365	14:36:58.066
7 -	1:33.490	+ 1.620	14:16:01.258	20 -	1:43.195	+ 11.325	14:38:41.261
8 -	1:34.171	+ 2.301	14:17:35.429	21 -	1:41.223	+ 9.353	14:40:22.484
9 -	1:33.295	+ 1.425	14:19:08.724	22 -	1:39.810	+ 7.940	14:42:02.294
10 -	1:33.973	+ 2.103	14:20:42.697	23 -	1:41.869	+ 9.999	14:43:44.163
11 -	1:33.320	+ 1.450	14:22:16.017	24 -	1:41.714	+ 9.844	14:45:25.877
12 -	1:32.099	+ 0.229	14:23:48.116	25 -	1:41.382	+ 9.512	14:47:07.259
13 -	1:32.284	+ 0.414	14:25:20.400	26 -	1:40.031	+ 8.161	14:48:47.290
86	COOKE / COOKE			D2 Porsche RSR			
1 -	1:58.641	+ 20.263	14:03:58.039	12 -	1:42.515	+ 4.137	14:31:54.641
2 -	2:02.615 P	+ 24.237	14:06:00.654	13 -	1:42.576	+ 4.198	14:33:37.217
3 -	9:27.033	+ 7:48.655	14:15:27.687	14 -	1:43.157	+ 4.779	14:35:20.374
4 -	2:01.341	+ 22.963	14:17:29.028	15 -	1:46.893	+ 8.515	14:37:07.267
5 -	1:56.154	+ 17.776	14:19:25.182	16 -	1:42.256	+ 3.878	14:38:49.523
6 -	1:52.154	+ 13.776	14:21:17.336	17 -	1:44.882	+ 6.504	14:40:34.405
7 -	1:49.195	+ 10.817	14:23:06.531	18 -	1:42.593	+ 4.215	14:42:16.998
8 -	1:50.457	+ 12.079	14:24:56.988	19 -	1:38.378		14:43:55.376
9 -	1:45.942	+ 7.564	14:26:42.930	20 -	1:40.190	+ 1.812	14:45:35.566
10 -	1:45.337	+ 6.959	14:28:28.267	21 -	1:42.693 P	+ 4.315	14:47:18.259
11 -	1:43.859	+ 5.481	14:30:12.126	22 -	2:01.902	+ 23.524	14:49:20.161
92	Adrian CLARK			D2 Porsche 928 GTS Cup			
1 -	2:01.138	+ 22.962	14:04:00.536	14 -	3:04.365	+ 1:26.189	14:29:48.519
2 -	2:03.011	+ 24.835	14:06:03.547	15 -	1:55.196	+ 17.020	14:31:43.715
3 -	2:19.073	+ 40.897	14:08:22.620	16 -	1:42.134	+ 3.958	14:33:25.849
4 -	2:18.950	+ 40.774	14:10:41.570	17 -	1:43.866	+ 5.690	14:35:09.715
5 -	2:14.468	+ 36.292	14:12:56.038	18 -	1:56.228	+ 18.052	14:37:05.943
6 -	1:45.387	+ 7.211	14:14:41.425	19 -	1:39.572	+ 1.396	14:38:45.515
7 -	1:43.421	+ 5.245	14:16:24.846	20 -	1:41.019	+ 2.843	14:40:26.534
8 -	1:42.575	+ 4.399	14:18:07.421	21 -	2:14.797	+ 36.621	14:42:41.331
9 -	1:42.262	+ 4.086	14:19:49.683	22 -	1:40.945 P	+ 2.769	14:44:22.276
10 -	1:41.637	+ 3.461	14:21:31.320	23 -	1:54.323	+ 16.147	14:46:16.599
11 -	1:42.662	+ 4.486	14:23:13.982	24 -	1:39.380	+ 1.204	14:47:55.979
12 -	1:44.698	+ 6.522	14:24:58.680	25 -	1:38.176		14:49:34.155
13 -	1:45.474 P	+ 7.298	14:26:44.154				
93	William SMALLRIDGE			C2 Sunbeam Tiger			
94	Robert HOLLYMAN			B Porsche 944 S2			
1 -	2:07.923	+ 29.320	14:04:07.321	14 -	1:40.743	+ 2.140	14:30:14.506
2 -	2:02.849	+ 24.246	14:06:10.170	15 -	1:42.449	+ 3.846	14:31:56.955
3 -	2:15.719	+ 37.116	14:08:25.889	16 -	1:40.460	+ 1.857	14:33:37.415
4 -	2:17.567	+ 38.964	14:10:43.456	17 -	1:41.972	+ 3.369	14:35:19.387
5 -	2:15.450	+ 36.847	14:12:58.906	18 -	1:44.123	+ 5.520	14:37:03.510

Weather / Track : Showers / Wet start drying track

Donington Park National
Circuit Length = 1.9791 miles
Start: 14:01 End: 14:50

AMOC Intermarque Championship

RACE 3 - LAP ANALYSIS

6 -	1:53.239	+ 14.636	14:14:52.145	19 -	1:38.909	+ 0.306	14:38:42.419
7 -	1:46.257	+ 7.654	14:16:38.402	20 -	1:40.542	+ 1.939	14:40:22.961
8 -	1:46.705	+ 8.102	14:18:25.107	21 -	1:39.568	+ 0.965	14:42:02.529
9 -	1:47.805 P	+ 9.202	14:20:12.912	22 -	1:38.603		14:43:41.132
10 -	3:15.773	+ 1:37.170	14:23:28.685	23 -	1:39.136	+ 0.533	14:45:20.268
11 -	1:41.251	+ 2.648	14:25:09.936	24 -	1:39.039	+ 0.436	14:46:59.307
12 -	1:40.933	+ 2.330	14:26:50.869	25 -	1:38.649	+ 0.046	14:48:37.956
13 -	1:42.894	+ 4.291	14:28:33.763				
127	Stephen RADCLIFFE						
	B Porsche 2.7 RS Carrera						
1 -	2:19.206	+ 38.270	14:04:18.604	12 -	3:16.737	+ 1:35.801	14:26:59.000
2 -	2:05.536	+ 24.600	14:06:24.140	13 -	1:42.532	+ 1.596	14:28:41.532
3 -	2:03.369	+ 22.433	14:08:27.509	14 -	1:41.956	+ 1.020	14:30:23.488
4 -	2:17.778	+ 36.842	14:10:45.287	15 -	7:03.650 P	+ 5:22.714	14:37:27.138
5 -	2:16.638	+ 35.702	14:13:01.925	16 -	2:38.145	+ 57.209	14:40:05.283
6 -	1:50.721	+ 9.785	14:14:52.646	17 -	1:44.156	+ 3.220	14:41:49.439
7 -	1:47.418	+ 6.482	14:16:40.064	18 -	1:42.868	+ 1.932	14:43:32.307
8 -	1:47.402	+ 6.466	14:18:27.466	19 -	1:43.695	+ 2.759	14:45:16.002
9 -	1:45.838	+ 4.902	14:20:13.304	20 -	1:41.913	+ 0.977	14:46:57.915
10 -	1:44.122	+ 3.186	14:21:57.426	21 -	1:40.936		14:48:38.851
11 -	1:44.837 P	+ 3.901	14:23:42.263				

Weather / Track : Showers / Wet start drying track

Donington Park National
Circuit Length = 1.9791 miles
Start: 14:01 End: 14:50

Pre-War Team Challenge

QUALIFYING - RACE 1 - CLASSIFICATION

POS	NO	CL	NAME	ENTRY	TIME	ON	LAPS	GAP	DIFF	MPH
1	6	W	Tim GREENHILL	Wolsley Hornet Special	1:36.220	8	9			74.04
2	8	J	Tom MCWHIRTER	Jaguar SS100	1:39.401	9	9	3.181	3.181	71.67
3	14	B	Clive MORLEY	Bentley 3-41/2	1:39.574	4	7	3.354	0.173	71.55
4	92	A	Christian PEDERSON	Austin 7 Single Seater	1:43.833	8	8	7.613	4.259	68.61
5	9	B	Richard HUDSON	Bentley 3-41/2 2 Seater	1:44.979	8	8	8.759	1.146	67.86
6	27	AM	Peter DUBSKY	Aston 15/98 2 Seater	1:46.091	4	8	9.871	1.112	67.15
7	68	W	John SEBER	Wolsley Hornet Special	1:46.832	5	8	10.612	0.741	66.69
8	40	L	Richard REAY-SMITH	Lagonda LG45	1:47.196	6	8	10.976	0.364	66.46
9	13	A	Gregan THRUSTON	Austin 7 Special	1:47.276	5	8	11.056	0.080	66.41
10	90	AM	Alan HUDD	Aston Martin Speed Model	1:51.517	2	5	15.297	4.241	63.88
11	17	A	Bernard ATKINSON	Austin Seven Monopost	1:51.811	2	8	15.591	0.294	63.72
12	7	AM	Tony ARMSTRONG	Aston Martin Ulster	1:52.533	3	6	16.313	0.722	63.31
13	61	AM	Keith PIPER	Aston International	1:54.595	5	7	18.375	2.062	62.17
14	10	A	Olly SANDERS	Austin Monopost Special	1:59.038	7	7	22.818	4.443	59.85
15	4	S	Nicholas PELLETT	Sunbeam Tourist Trophy IOMI	2:02.554	5	5	26.334	3.516	58.13
16	41	L	Doug MARTIN	Lagonda Rapier	2:02.614	6	7	26.394	0.060	58.10

Car 13 please fit timing transponder

Weather / Track : Cloudy / Dry

These results are provisional until the conclusion of any judicial and technical matters.

Donington Park National
Circuit Length = 1.9791 miles
Start: 09:10 End: 09:27

Clerk of Course :

Timekeeper :

Pre-War Team Challenge

QUALIFYING - RACE 1 - LAP ANALYSIS

4	Nicholas PELLETT		S	Sunbeam Tourist Trophy IOMI			
1 -	2:43.964	+ 41.410	9:17:18.979	4 -	2:06.763	+ 4.209	9:23:32.449
2 -	2:03.598	+ 1.044	9:19:22.577	5 -	2:02.554		9:25:35.003
3 -	2:03.109	+ 0.555	9:21:25.686				
6	Tim GREENHILL		W	Wolsley Hornet Special			
1 -	1:49.410	+ 13.190	9:12:59.564	6 -	1:37.363	+ 1.143	9:21:09.921
2 -	1:40.762	+ 4.542	9:14:40.326	7 -	2:07.165	+ 30.945	9:23:17.086
3 -	1:37.852	+ 1.632	9:16:18.178	8 -	1:36.220		9:24:53.306
4 -	1:36.298	+ 0.078	9:17:54.476	9 -	2:08.394 P	+ 32.174	9:27:01.700
5 -	1:38.082	+ 1.862	9:19:32.558				
7	Tony ARMSTRONG		AM	Aston Martin Ulster			
1 -	2:04.864	+ 12.331	9:13:28.040	4 -	1:59.603	+ 7.070	9:19:14.949
2 -	1:54.773	+ 2.240	9:15:22.813	5 -	2:07.548	+ 15.015	9:21:22.497
3 -	1:52.533		9:17:15.346	6 -	2:06.551 P	+ 14.018	9:23:29.048
8	Tom MCWHIRTER		J	Jaguar SS100			
1 -	1:54.195	+ 14.794	9:13:07.491	6 -	1:40.246	+ 0.845	9:21:33.459
2 -	1:44.874	+ 5.473	9:14:52.365	7 -	1:40.707	+ 1.306	9:23:14.166
3 -	1:41.853	+ 2.452	9:16:34.218	8 -	1:39.861	+ 0.460	9:24:54.027
4 -	1:39.491	+ 0.090	9:18:13.709	9 -	1:39.401		9:26:33.428
5 -	1:39.504	+ 0.103	9:19:53.213				
9	Richard HUDSON		B	Bentley 3-41/2 2 Seater			
1 -	1:57.831	+ 12.852	9:13:07.395	5 -	1:47.863	+ 2.884	9:20:26.049
2 -	1:50.018	+ 5.039	9:14:57.413	6 -	1:45.938	+ 0.959	9:22:11.987
3 -	1:51.716	+ 6.737	9:16:49.129	7 -	1:46.809	+ 1.830	9:23:58.796
4 -	1:49.057	+ 4.078	9:18:38.186	8 -	1:44.979		9:25:43.775
10	Oily SANDERS		A	Austin Monopost Special			
1 -	2:15.567	+ 16.529	9:13:31.683	5 -	2:00.312	+ 1.274	9:21:43.947
2 -	2:06.646	+ 7.608	9:15:38.329	6 -	2:00.866	+ 1.828	9:23:44.813
3 -	2:01.413	+ 2.375	9:17:39.742	7 -	1:59.038		9:25:43.851
4 -	2:03.893	+ 4.855	9:19:43.635				
13	Gregan THRUSTON		A	Austin 7 Special			
1 -	1:56.946	+ 9.670	9:13:21.129	5 -	1:47.276		9:20:34.985
2 -	1:50.833	+ 3.557	9:15:11.962	6 -	1:48.943	+ 1.667	9:22:23.928
3 -	1:48.410	+ 1.134	9:17:00.372	7 -	1:50.275	+ 2.999	9:24:14.203
4 -	1:47.337	+ 0.061	9:18:47.709	8 -	1:49.700	+ 2.424	9:26:03.903
14	Clive MORLEY		B	Bentley 3-41/2			
1 -	1:52.913	+ 13.339	9:13:01.024	5 -	1:40.163	+ 0.589	9:19:42.940
2 -	1:42.232	+ 2.658	9:14:43.256	6 -	1:41.562	+ 1.988	9:21:24.502
3 -	1:39.947	+ 0.373	9:16:23.203	7 -	1:48.231 P	+ 8.657	9:23:12.733
4 -	1:39.574		9:18:02.777				
17	Bernard ATKINSON		A	Austin Seven Monopost			
1 -	2:03.220	+ 11.409	9:13:22.257	5 -	1:53.496	+ 1.685	9:20:54.973
2 -	1:51.811		9:15:14.068	6 -	1:53.044	+ 1.233	9:22:48.017
3 -	1:52.923	+ 1.112	9:17:06.991	7 -	1:53.091	+ 1.280	9:24:41.108
4 -	1:54.486	+ 2.675	9:19:01.477	8 -	1:57.710	+ 5.899	9:26:38.818
27	Peter DUBSKY		AM	Aston 15/98 2 Seater			
1 -	1:59.706	+ 13.615	9:13:21.089	5 -	1:48.908	+ 2.817	9:20:33.370
2 -	1:50.070	+ 3.979	9:15:11.159	6 -	1:50.974	+ 4.883	9:22:24.344
3 -	1:47.212	+ 1.121	9:16:58.371	7 -	1:49.918	+ 3.827	9:24:14.262
4 -	1:46.091		9:18:44.462	8 -	1:47.597	+ 1.506	9:26:01.859

Car 13 please fit timing transponder

Weather / Track : Cloudy / Dry

Donington Park National
Circuit Length = 1.9791 miles
Start: 09:10 End: 09:27

Pre-War Team Challenge

QUALIFYING - RACE 1 - LAP ANALYSIS

40	Richard REAY-SMITH		L Lagonda LG45				
1 -	1:58.373	+ 11.177	9:13:10.235	5 -	1:47.798	+ 0.602	9:20:27.947
2 -	1:49.492	+ 2.296	9:14:59.727	6 -	1:47.196		9:22:15.143
3 -	1:51.415	+ 4.219	9:16:51.142	7 -	1:47.571	+ 0.375	9:24:02.714
4 -	1:49.007	+ 1.811	9:18:40.149	8 -	1:49.268	+ 2.072	9:25:51.982
41	Doug MARTIN		L Lagonda Rapier				
1 -	2:14.655	+ 12.041	9:13:36.128	5 -	2:02.853	+ 0.239	9:21:56.597
2 -	2:07.402	+ 4.788	9:15:43.530	6 -	2:02.614		9:23:59.211
3 -	2:05.800	+ 3.186	9:17:49.330	7 -	2:03.528	+ 0.914	9:26:02.739
4 -	2:04.414	+ 1.800	9:19:53.744				
61	Keith PIPER		AM Aston International				
1 -	2:26.024	+ 31.429	9:13:34.175	5 -	1:54.595		9:21:33.339
2 -	2:08.655	+ 14.060	9:15:42.830	6 -	1:57.168	+ 2.573	9:23:30.507
3 -	1:58.615	+ 4.020	9:17:41.445	7 -	1:56.662	+ 2.067	9:25:27.169
4 -	1:57.299	+ 2.704	9:19:38.744				
68	John SEBER		W Wolsley Hornet Special				
1 -	1:58.598	+ 11.766	9:13:19.329	5 -	1:46.832		9:20:33.107
2 -	1:50.607	+ 3.775	9:15:09.936	6 -	1:49.979	+ 3.147	9:22:23.086
3 -	1:48.699	+ 1.867	9:16:58.635	7 -	1:50.095	+ 3.263	9:24:13.181
4 -	1:47.640	+ 0.808	9:18:46.275	8 -	1:47.944	+ 1.112	9:26:01.125
90	Alan HUDD		AM Aston Martin Speed Model				
1 -	1:59.759	+ 8.242	9:13:05.729	4 -	1:51.816	+ 0.299	9:18:40.993
2 -	1:51.517		9:14:57.246	5 -	1:52.631 P	+ 1.114	9:20:33.624
3 -	1:51.931	+ 0.414	9:16:49.177				
92	Christian PEDERSON		A Austin 7 Single Seater				
1 -	1:59.484	+ 15.651	9:13:06.859	5 -	1:51.758	+ 7.925	9:20:34.986
2 -	1:51.553	+ 7.720	9:14:58.412	6 -	1:50.585	+ 6.752	9:22:25.571
3 -	1:53.496	+ 9.663	9:16:51.908	7 -	1:53.351	+ 9.518	9:24:18.922
4 -	1:51.320	+ 7.487	9:18:43.228	8 -	1:43.833		9:26:02.755

Car 13 please fit timing transponder

Weather / Track : Cloudy / Dry

Donington Park National
Circuit Length = 1.9791 miles
Start: 09:10 End: 09:27



RACE 1 : PRE-WAR TEAM CHALLENGE RACE

12 LAPS

Drop
Number

Grid
Row

Cars are shown with their number of credit laps
ie how many laps they will start with.

Secs

7	10		27 <input type="text"/>		4 <input type="text" value="2"/>	1.15
6	9	41 <input type="text" value="2"/>		<input type="text"/>		1.00
5	8		92 <input type="text"/>		<input type="text"/>	0.50
4	7	9 <input type="text"/>		17 <input type="text" value="1"/>		0.35
3	6		61 <input type="text" value="1"/>		<input type="text"/>	0.25
2	5	6 <input type="text" value="-1"/>		68 <input type="text"/>		0.10
1	4		90 <input type="text"/>		10 <input type="text" value="1"/>	0.00
	3	14 <input type="text" value="-1"/>		13 <input type="text"/>		
	2		7 <input type="text"/>		<input type="text"/>	
	1	8 <input type="text" value="-1"/>		40 <input type="text"/>		

Front Of Grid

Circuit : Donington Park National

Length : 1.9791 miles

Clerk of Course :

Handicapper :

Issue No : 1

Date : Sunday 29th July, 2012

Time of Issue : 10:02

Pre-War Team Challenge

RACE 1 - CLASSIFICATION

POS	NO	CL	NAME	ENTRY	LAPS	TIME	GAP	DIFF	MPH	BEST	ON
1	8	J	Tom MCWHIRTER	Jaguar SS100	12	21:26.192			72.01	1:37.234	8
2	14	B	Clive MORLEY	Bentley 3-41/2	12	21:39.434	13.242	13.242	71.27	1:37.546	4
3	10	A	Oilly SANDERS	Austin Monopost Special	12	21:40.033	13.841	0.599	65.76	1:55.092	5
4	92	A	Christian PEDERSON	Austin 7 Single Seater	12	21:41.596	15.404	1.563	65.68	1:40.274	3
5	27	AM	Peter DUBSKY	Aston 15/98 2 Seater	12	21:44.790	18.598	3.194	65.52	1:40.004	10
6	7	AM	Tony ARMSTRONG	Aston Martin Ulster	12	21:49.365	23.173	4.575	65.29	1:45.885	10
7	40	L	Richard REAY-SMITH	Lagonda LG45	12	21:50.372	24.180	1.007	65.24	1:46.862	12
8	9	B	Richard HUDSON	Bentley 3-41/2 2 Seater	12	21:50.515	24.323	0.143	65.23	1:43.798	7
9	4	S	Nicholas PELLETT	Sunbeam Tourist Trophy IOMI	12	21:50.873	24.681	0.358	65.22	2:01.360	9
10	13	A	Gregan THRUSTON	Austin 7 Special	12	22:03.136	36.944	12.263	64.61	1:45.737	11
11	61	AM	Keith PIPER	Aston International	12	22:03.317	37.125	0.181	64.60	1:53.806	4
12	90	AM	Alan HUDD	Aston Martin Speed Model	12	22:16.615	50.423	13.298	63.96	1:47.754	6
13	68	W	John SEBER	Wolsley Hornet Special	12	22:42.545	1:16.353	25.930	62.74	1:45.853	7

NOT CLASSIFIED

DNF	6	W	Tim GREENHILL	Wolsley Hornet Special	8	15:49.980	4 laps	4 laps	67.49	1:34.787	6
-----	---	---	----------------------	------------------------	---	-----------	---------------	--------	-------	----------	---

FASTEST LAP

6	W	Tim GREENHILL	Wolsley Hornet Special	6	1:34.787	75.16 mph	120.96 kph
8	J	Tom MCWHIRTER	Jaguar SS100	8	1:37.234	73.27 mph	117.92 kph
14	B	Clive MORLEY	Bentley 3-41/2	4	1:37.546	73.03 mph	117.54 kph
27	AM	Peter DUBSKY	Aston 15/98 2 Seater	10	1:40.004	71.24 mph	114.65 kph
92	A	Christian PEDERSON	Austin 7 Single Seater	3	1:40.274	71.05 mph	114.34 kph
40	L	Richard REAY-SMITH	Lagonda LG45	12	1:46.862	66.67 mph	107.29 kph
4	S	Nicholas PELLETT	Sunbeam Tourist Trophy IOMI	9	2:01.360	58.70 mph	94.47 kph

Weather / Track : Cloudy / Dry

These results are provisional until the conclusion of any judicial and technical matters.

Donington Park National
Circuit Length = 1.9791 miles
Start: 12:40 End: 13:04

Clerk of Course :	Timekeeper :
-------------------	--------------

Pre-War Team Challenge

RACE 1 - LAP CHART

Lap 1			Lap 2			Lap 3			Lap 4			Lap 5		
No	Behind	Laptime	No	Behind	Laptime	No	Behind	Laptime	No	Behind	Laptime	No	Behind	Laptime
8		1:45.449	10		2:13.150	4		3:24.872	4		2:02.664	4		2:01.777
40	8.205	1:53.654	9	11.374	2:24.524	8	-1 LAPS	1:39.667	40	-1 LAPS	1:48.469	68	-1 LAPS	1:47.002
14	8.314	1:53.763	92	26.429	2:39.579	14	-1 LAPS	1:37.794	7	-1 LAPS	1:47.825	90	-1 LAPS	1:48.661
7	11.091	1:56.540	61	30.560	2:43.710	40	-1 LAPS	1:48.777	68	-1 LAPS	1:47.360	9	-1 LAPS	1:44.147
13	16.977	2:02.426	27	53.904	3:07.054	6	-1 LAPS	1:38.908	90	-1 LAPS	1:49.758	92	-1 LAPS	1:42.799
6	18.920	2:04.369				7	-1 LAPS	1:47.505	9	-1 LAPS	1:46.317	13	-1 LAPS	1:47.247
90	19.376	2:04.825				68	-1 LAPS	1:49.106	13	-1 LAPS	1:48.835	10	-1 LAPS	1:56.189
68	27.490	2:12.939				90	-1 LAPS	1:58.824	92	-1 LAPS	1:40.274	27	-1 LAPS	1:42.743
						13	-1 LAPS	2:07.878	10	-1 LAPS	1:58.227	8	-2 LAPS	1:39.021
						9	-1 LAPS	1:47.299	27	-1 LAPS	1:42.543	14	-2 LAPS	1:38.156
						10	-1 LAPS	1:59.086	61	-1 LAPS	1:54.480	61	-1 LAPS	1:53.806
						92	-1 LAPS	1:40.765	8	-2 LAPS	1:37.930	6	-2 LAPS	1:35.369
						61	-1 LAPS	1:54.197	14	-2 LAPS	1:37.546	7	-2 LAPS	1:48.964
						27	-1 LAPS	1:42.187	6	-2 LAPS	1:35.189	40	-2 LAPS	1:48.810

Weather / Track : Cloudy / Dry

Donington Park National
 Circuit Length = 1.9791 miles
 Start: 12:40 End: 13:04

Pre-War Team Challenge

RACE 1 - LAP CHART

Lap 6			Lap 7			Lap 8			Lap 9			Lap 10		
No	Behind	Laptime	No	Behind	Laptime	No	Behind	Laptime	No	Behind	Laptime	No	Behind	Laptime
4		2:08.263	8		1:39.322	8		1:37.234	8		1:37.965	8		1:37.504
27	-1 LAPS	1:41.560	27	1 LAP	1:42.587	27	1 LAP	1:42.173	13	1 LAP	1:46.789	14	10.646	1:40.851
8	-2 LAPS	1:37.820	4	2 LAPS	2:02.355	14	6.407	1:39.983	90	1 LAP	1:49.541	27	1 LAP	1:40.134
10	-1 LAPS	1:55.092	14	3.658	1:38.070	6	10.368	1:42.473	14	7.299	1:38.857	13	1 LAP	1:48.689
14	-2 LAPS	1:37.683	6	5.129	1:37.077	4	2 LAPS	2:01.671	27	1 LAP	1:41.341	68	1 LAP	1:54.890
6	-2 LAPS	1:34.787	10	1 LAP	1:56.416	10	1 LAP	1:57.329	4	2 LAPS	2:03.063	90	1 LAP	1:49.982
61	-1 LAPS	1:55.080	61	1 LAP	1:55.476	61	1 LAP	2:02.994	6	57.120	2:24.717 P	4	2 LAPS	2:02.363
7	-2 LAPS	1:49.006	7	1:10.567	1:47.911	7	1:21.520	1:48.187	10	1 LAP	1:56.797	10	1 LAP	1:55.097
40	-2 LAPS	1:48.951	40	1:12.048	1:48.258	40	1:22.081	1:47.267	61	1 LAP	1:56.081			
68	-2 LAPS	1:46.378	9	1:19.323	1:43.798	9	1:28.434	1:46.345	40	1:32.261	1:48.145			
92	-2 LAPS	1:43.672	68	1:19.502	1:45.853	92	1:29.198	1:45.519	7	1:32.736	1:49.181			
9	-2 LAPS	1:46.187	92	1:20.913	1:46.120	68	1:37.922	1:55.654	9	1:34.911	1:44.442			
90	-2 LAPS	1:47.754	13	1:30.341	1:46.443				92	1:35.678	1:44.445			
13	-2 LAPS	1:46.360	90	1:30.968	1:49.810									

Weather / Track : Cloudy / Dry

Donington Park National
Circuit Length = 1.9791 miles
Start: 12:40 End: 13:04

Pre-War Team Challenge

RACE 1 - LAP CHART

Lap 11			Lap 12			Lap 13		
No	Behind	Laptime	No	Behind	Laptime	No	Behind	Laptime
8		1:39.491	8		1:37.855	8		1:38.482
61	2 LAPS	1:55.107	4	3 LAPS	2:01.360	14	13.242	1:38.897
7	1 LAP	1:45.885	14	12.827	1:40.606	10	2 LAPS	1:56.827
40	1 LAP	1:47.690	7	1 LAP	1:49.504	92	1 LAP	1:40.337
9	1 LAP	1:45.615	92	1 LAP	1:47.311	27	1 LAP	1:41.241
92	1 LAP	1:45.410	40	1 LAP	1:50.699	7	1 LAP	1:48.380
14	10.076	1:38.921	27	1 LAP	1:41.223	40	1 LAP	1:46.862
27	1 LAP	1:40.004	9	1 LAP	1:50.787	9	1 LAP	1:46.342
13	1 LAP	1:46.754	61	2 LAPS	1:56.026	4	3 LAPS	2:02.485
90	1 LAP	1:49.520	13	1 LAP	1:45.737	13	1 LAP	1:47.165
68	1 LAP	1:55.815	90	1 LAP	1:49.177	61	2 LAPS	1:56.360
10	1 LAP	1:55.823	68	1 LAP	1:56.401	90	1 LAP	1:49.766
						68	1 LAP	2:02.622

Weather / Track : Cloudy / Dry

Donington Park National
Circuit Length = 1.9791 miles
Start: 12:40 End: 13:04

Pre-War Team Challenge

RACE 1 - LAP ANALYSIS

4	Nicholas PELLETT		S Sunbeam Tourist Trophy IOMI				
1 -	3:24.872	+ 1:23.512	12:44:19.137	6 -	2:01.671	+ 0.311	12:54:35.867
2 -	2:02.664	+ 1.304	12:46:21.801	7 -	2:03.063	+ 1.703	12:56:38.930
3 -	2:01.777	+ 0.417	12:48:23.578	8 -	2:02.363	+ 1.003	12:58:41.293
4 -	2:08.263	+ 6.903	12:50:31.841	9 -	2:01.360		13:00:42.653
5 -	2:02.355	+ 0.995	12:52:34.196	10 -	2:02.485	+ 1.125	13:02:45.138
6	Tim GREENHILL		W Wolsley Hornet Special				
1 -	2:04.369	+ 29.582	12:42:58.634	6 -	1:34.787		12:50:59.978
2 -	1:38.908	+ 4.121	12:44:37.542	7 -	1:37.077	+ 2.290	12:52:37.055
3 -	1:37.091	+ 2.304	12:46:14.633	8 -	1:42.473	+ 7.686	12:54:19.528
4 -	1:35.189	+ 0.402	12:47:49.822	9 -	2:24.717 P	+ 49.930	12:56:44.245
5 -	1:35.369	+ 0.582	12:49:25.191				
7	Tony ARMSTRONG		AM Aston Martin Ulster				
1 -	1:56.540	+ 10.655	12:42:50.805	7 -	1:47.911	+ 2.026	12:53:42.493
2 -	1:47.505	+ 1.620	12:44:38.310	8 -	1:48.187	+ 2.302	12:55:30.680
3 -	1:47.825	+ 1.940	12:46:26.135	9 -	1:49.181	+ 3.296	12:57:19.861
4 -	1:50.477	+ 4.592	12:48:16.612	10 -	1:45.885		12:59:05.746
5 -	1:48.964	+ 3.079	12:50:05.576	11 -	1:49.504	+ 3.619	13:00:55.250
6 -	1:49.006	+ 3.121	12:51:54.582	12 -	1:48.380	+ 2.495	13:02:43.630
8	Tom MCWHIRTER		J Jaguar SS100				
1 -	1:45.449	+ 8.215	12:42:39.714	8 -	1:37.234		12:54:09.160
2 -	1:39.667	+ 2.433	12:44:19.381	9 -	1:37.965	+ 0.731	12:55:47.125
3 -	1:38.452	+ 1.218	12:45:57.833	10 -	1:37.504	+ 0.270	12:57:24.629
4 -	1:37.930	+ 0.696	12:47:35.763	11 -	1:39.491	+ 2.257	12:59:04.120
5 -	1:39.021	+ 1.787	12:49:14.784	12 -	1:37.855	+ 0.621	13:00:41.975
6 -	1:37.820	+ 0.586	12:50:52.604	13 -	1:38.482	+ 1.248	13:02:20.457
7 -	1:39.322	+ 2.088	12:52:31.926				
9	Richard HUDSON		B Bentley 3-41/2 2 Seater				
1 -	2:24.524	+ 40.726	12:43:18.789	7 -	1:43.798		12:53:51.249
2 -	1:47.299	+ 3.501	12:45:06.088	8 -	1:46.345	+ 2.547	12:55:37.594
3 -	1:46.317	+ 2.519	12:46:52.405	9 -	1:44.442	+ 0.644	12:57:22.036
4 -	1:44.147	+ 0.349	12:48:36.552	10 -	1:45.615	+ 1.817	12:59:07.651
5 -	1:44.712	+ 0.914	12:50:21.264	11 -	1:50.787	+ 6.989	13:00:58.438
6 -	1:46.187	+ 2.389	12:52:07.451	12 -	1:46.342	+ 2.544	13:02:44.780
10	Oilly SANDERS		A Austin Monopost Special				
1 -	2:13.150	+ 18.058	12:43:07.415	7 -	1:57.329	+ 2.237	12:54:49.754
2 -	1:59.086	+ 3.994	12:45:06.501	8 -	1:56.797	+ 1.705	12:56:46.551
3 -	1:58.227	+ 3.135	12:47:04.728	9 -	1:55.097	+ 0.005	12:58:41.648
4 -	1:56.189	+ 1.097	12:49:00.917	10 -	1:55.823	+ 0.731	13:00:37.471
5 -	1:55.092		12:50:56.009	11 -	1:56.827	+ 1.735	13:02:34.298
6 -	1:56.416	+ 1.324	12:52:52.425				
13	Gregan THRUSTON		A Austin 7 Special				
1 -	2:02.426	+ 16.689	12:42:56.691	7 -	1:46.443	+ 0.706	12:54:02.267
2 -	2:07.878	+ 22.141	12:45:04.569	8 -	1:46.789	+ 1.052	12:55:49.056
3 -	1:48.835	+ 3.098	12:46:53.404	9 -	1:48.689	+ 2.952	12:57:37.745
4 -	1:47.247	+ 1.510	12:48:40.651	10 -	1:46.754	+ 1.017	12:59:24.499
5 -	1:48.813	+ 3.076	12:50:29.464	11 -	1:45.737		13:01:10.236
6 -	1:46.360	+ 0.623	12:52:15.824	12 -	1:47.165	+ 1.428	13:02:57.401
14	Clive MORLEY		B Bentley 3-41/2				
1 -	1:53.763	+ 16.217	12:42:48.028	8 -	1:39.983	+ 2.437	12:54:15.567
2 -	1:37.794	+ 0.248	12:44:25.822	9 -	1:38.857	+ 1.311	12:55:54.424
3 -	1:38.307	+ 0.761	12:46:04.129	10 -	1:40.851	+ 3.305	12:57:35.275
4 -	1:37.546		12:47:41.675	11 -	1:38.921	+ 1.375	12:59:14.196
5 -	1:38.156	+ 0.610	12:49:19.831	12 -	1:40.606	+ 3.060	13:00:54.802
6 -	1:37.683	+ 0.137	12:50:57.514	13 -	1:38.897	+ 1.351	13:02:33.699

Weather / Track : Cloudy / Dry

Donington Park National
Circuit Length = 1.9791 miles
Start: 12:40 End: 13:04

Pre-War Team Challenge
RACE 1 - LAP ANALYSIS

7 -	1:38.070	+ 0.524	12:52:35.584			
27	Peter DUBSKY AM Aston 15/98 2 Seater					
1 -	3:07.054	+ 1:27.050	12:44:01.319	7 -	1:42.173	+ 2.169 12:54:15.112
2 -	1:42.187	+ 2.183	12:45:43.506	8 -	1:41.341	+ 1.337 12:55:56.453
3 -	1:42.543	+ 2.539	12:47:26.049	9 -	1:40.134	+ 0.130 12:57:36.587
4 -	1:42.743	+ 2.739	12:49:08.792	10 -	1:40.004	12:59:16.591
5 -	1:41.560	+ 1.556	12:50:50.352	11 -	1:41.223	+ 1.219 13:00:57.814
6 -	1:42.587	+ 2.583	12:52:32.939	12 -	1:41.241	+ 1.237 13:02:39.055
40	Richard REAY-SMITH L Lagonda LG45					
1 -	1:53.654	+ 6.792	12:42:47.919	7 -	1:48.258	+ 1.396 12:53:43.974
2 -	1:48.777	+ 1.915	12:44:36.696	8 -	1:47.267	+ 0.405 12:55:31.241
3 -	1:48.469	+ 1.607	12:46:25.165	9 -	1:48.145	+ 1.283 12:57:19.386
4 -	1:52.790	+ 5.928	12:48:17.955	10 -	1:47.690	+ 0.828 12:59:07.076
5 -	1:48.810	+ 1.948	12:50:06.765	11 -	1:50.699	+ 3.837 13:00:57.775
6 -	1:48.951	+ 2.089	12:51:55.716	12 -	1:46.862	13:02:44.637
61	Keith PIPER AM Aston International					
1 -	2:43.710	+ 49.904	12:43:37.975	7 -	2:02.994	+ 9.188 12:55:14.008
2 -	1:54.197	+ 0.391	12:45:32.172	8 -	1:56.081	+ 2.275 12:57:10.089
3 -	1:54.480	+ 0.674	12:47:26.652	9 -	1:55.107	+ 1.301 12:59:05.196
4 -	1:53.806		12:49:20.458	10 -	1:56.026	+ 2.220 13:01:01.222
5 -	1:55.080	+ 1.274	12:51:15.538	11 -	1:56.360	+ 2.554 13:02:57.582
6 -	1:55.476	+ 1.670	12:53:11.014			
68	John SEBER W Wolsley Hornet Special					
1 -	2:12.939	+ 27.086	12:43:07.204	7 -	1:45.853	12:53:51.428
2 -	1:49.106	+ 3.253	12:44:56.310	8 -	1:55.654	+ 9.801 12:55:47.082
3 -	1:47.360	+ 1.507	12:46:43.670	9 -	1:54.890	+ 9.037 12:57:41.972
4 -	1:47.002	+ 1.149	12:48:30.672	10 -	1:55.815	+ 9.962 12:59:37.787
5 -	1:48.525	+ 2.672	12:50:19.197	11 -	1:56.401	+ 10.548 13:01:34.188
6 -	1:46.378	+ 0.525	12:52:05.575	12 -	2:02.622	+ 16.769 13:03:36.810
90	Alan HUDD AM Aston Martin Speed Model					
1 -	2:04.825	+ 17.071	12:42:59.090	7 -	1:49.810	+ 2.056 12:54:02.894
2 -	1:58.824	+ 11.070	12:44:57.914	8 -	1:49.541	+ 1.787 12:55:52.435
3 -	1:49.758	+ 2.004	12:46:47.672	9 -	1:49.982	+ 2.228 12:57:42.417
4 -	1:48.661	+ 0.907	12:48:36.333	10 -	1:49.520	+ 1.766 12:59:31.937
5 -	1:48.997	+ 1.243	12:50:25.330	11 -	1:49.177	+ 1.423 13:01:21.114
6 -	1:47.754		12:52:13.084	12 -	1:49.766	+ 2.012 13:03:10.880
92	Christian PEDERSON A Austin 7 Single Seater					
1 -	2:39.579	+ 59.305	12:43:33.844	7 -	1:46.120	+ 5.846 12:53:52.839
2 -	1:40.765	+ 0.491	12:45:14.609	8 -	1:45.519	+ 5.245 12:55:38.358
3 -	1:40.274		12:46:54.883	9 -	1:44.445	+ 4.171 12:57:22.803
4 -	1:42.799	+ 2.525	12:48:37.682	10 -	1:45.410	+ 5.136 12:59:08.213
5 -	1:45.365	+ 5.091	12:50:23.047	11 -	1:47.311	+ 7.037 13:00:55.524
6 -	1:43.672	+ 3.398	12:52:06.719	12 -	1:40.337	+ 0.063 13:02:35.861

Weather / Track : Cloudy / Dry

Donington Park National
Circuit Length = 1.9791 miles
Start: 12:40 End: 13:04

Historic V8 Racers Association

QUALIFYING - RACE 5 - CLASSIFICATION

POS	NO	CL	NAME	ENTRY	TIME	ON	LAPS	GAP	DIFF	MPH
1	123	HM	COCHRANE / FIDLES	SunbeamTiger	1:14.787	9	12			95.26
2	55	HM	MARSHALL / SMITH	Aston Martin DBS V8	1:16.523	2	12	1.736	1.736	93.10
3	1	HM	BRYANT / BRYANT	Morgan	1:16.857	10	14	2.070	0.334	92.69
4	27	M	John WILSON	MGB GT V8	1:17.190	10	14	2.403	0.333	92.30
5	93	HM	David SMALLRIDGE	Sunbeam Tiger	1:18.871	12	12	4.084	1.681	90.33
6	23	HM	Jay WHEALS	Rover SDI	1:19.492	14	14	4.705	0.621	89.62
7	111	F	YOUNG / PERRYMAN	Corvette	1:21.867	5	13	7.080	2.375	87.02
8	114	HM	Zoe NORTH	Sunbeam Tiger	1:22.046	6	14	7.259	0.179	86.83
9	165	HM	Simon LANE	Chevy Camaro	1:22.422	7	10	7.635	0.376	86.44
10	22	M	YATES / MOSSOP	Sunbeam Tiger	1:22.749	3	13	7.962	0.327	86.09
11	6	M	MCNAUGHTON / BARLEY	Chevy Camaro	1:22.823	12	12	8.036	0.074	86.02
12	99	M	Simon JAMES	Sunbeam Tiger	1:23.026	7	9	8.239	0.203	85.81
13	711	HM	Chaz MALLARD	Camaro	1:23.072	11	13	8.285	0.046	85.76
14	59	HM	CHODOSH / WRIGHT	Corvette	1:23.666	3	12	8.879	0.594	85.15
15	4	M	MOGRIDGE / BREWER	Ferrari 355	1:24.164	13	13	9.377	0.498	84.65
16	177	F	Paul DOLAN	TR7 V8	1:25.234	11	13	10.447	1.070	83.58
17	7	F	Martyn ADAMS	TR7V8	1:25.333	6	14	10.546	0.099	83.49
18	82	F	RILEY / JAMES	MGB V 8	1:25.471	6	12	10.684	0.138	83.35
19	3	HM	WILSON / DUNCAN	Chevy Camaro	1:25.899	8	12	11.112	0.428	82.94
20	2	F	Chris BALLARD	Ford Mustang	1:26.537	8	10	11.750	0.638	82.33
21	41	M	Tristan BRADFIELD	Sunbeam Tiger	1:27.546	5	6	12.759	1.009	81.38
22	65	F	Bernie CHODOSH	Corvette	1:28.260	4	5	13.473	0.714	80.72
23	28	F	Wayne LANGRIDGE	Ford Mustang	1:30.093	4	8	15.306	1.833	79.08
24	11	F	KENNEDY / KENNEDY	TVR Griffith	1:30.653	9	9	15.866	0.560	78.59
25	88	M	COOKE / COOKE	Aston Martin	1:31.873	4	11	17.086	1.220	77.54
26	651	F	Alan COLLETT	Iso Revolter GT	1:32.076	4	8	17.289	0.203	77.37
27	32	F	Mike WROE	TVR Griffith	1:33.613	4	10	18.826	1.537	76.10
28	63	HM	GISBORNE / JACKSON	Detomaso	1:36.014	1	1	21.227	2.401	74.20
29	15	HM	Julian BAILEY-WATTS	Ford Falcon	1:36.889	2	3	22.102	0.875	73.53

Cars 55 and 65 please fit timing transponder

Weather / Track : Cloudy / Dry

These results are provisional until the conclusion of any judicial and technical matters.

Donington Park National
Circuit Length = 1.9791 miles
Start: 11:40 End: 12:02

Clerk of Course :		Timekeeper :
-------------------	--	--------------

Historic V8 Racers Association

QUALIFYING - RACE 5 - LAP ANALYSIS

1	BRYANT / BRYANT						HM	Morgan
1 -	1:37.244	+ 20.387	11:43:12.469	8 -	1:17.940	+ 1.083	11:54:16.877	
2 -	1:25.905	+ 9.048	11:44:38.374	9 -	1:17.653	+ 0.796	11:55:34.530	
3 -	1:28.245	+ 11.388	11:46:06.619	10 -	1:16.857		11:56:51.387	
4 -	1:22.559	+ 5.702	11:47:29.178	11 -	1:18.278	+ 1.421	11:58:09.665	
5 -	1:26.701 P	+ 9.844	11:48:55.879	12 -	1:18.789	+ 1.932	11:59:28.454	
6 -	2:41.690	+ 1:24.833	11:51:37.569	13 -	1:17.508	+ 0.651	12:00:45.962	
7 -	1:21.368	+ 4.511	11:52:58.937	14 -	1:17.593	+ 0.736	12:02:03.555	
2	Chris BALLARD						F	Ford Mustang
1 -	1:46.240	+ 19.703	11:43:19.244	6 -	1:29.510	+ 2.973	11:50:52.963	
2 -	1:34.207	+ 7.670	11:44:53.451	7 -	1:27.574	+ 1.037	11:52:20.537	
3 -	1:30.252	+ 3.715	11:46:23.703	8 -	1:26.537		11:53:47.074	
4 -	1:30.949	+ 4.412	11:47:54.652	9 -	1:27.116	+ 0.579	11:55:14.190	
5 -	1:28.801	+ 2.264	11:49:23.453	10 -	1:46.837 P	+ 20.300	11:57:01.027	
3	WILSON / DUNCAN						HM	Chevy Camaro
1 -	1:48.916	+ 23.017	11:43:25.981	7 -	4:14.445	+ 2:48.546	11:55:09.563	
2 -	1:35.842	+ 9.943	11:45:01.823	8 -	1:25.899		11:56:35.462	
3 -	1:28.063	+ 2.164	11:46:29.886	9 -	1:27.326	+ 1.427	11:58:02.788	
4 -	1:27.166	+ 1.267	11:47:57.052	10 -	1:26.658	+ 0.759	11:59:29.446	
5 -	1:26.605	+ 0.706	11:49:23.657	11 -	1:27.252	+ 1.353	12:00:56.698	
6 -	1:31.461 P	+ 5.562	11:50:55.118	12 -	1:29.792	+ 3.893	12:02:26.490	
4	MOGRIDGE / BREWER						M	Ferrari 355
1 -	1:38.228	+ 14.064	11:43:01.935	8 -	2:59.303	+ 1:35.139	11:54:57.094	
2 -	1:35.591	+ 11.427	11:44:37.526	9 -	1:29.581	+ 5.417	11:56:26.675	
3 -	1:32.200	+ 8.036	11:46:09.726	10 -	1:24.817	+ 0.653	11:57:51.492	
4 -	1:27.740	+ 3.576	11:47:37.466	11 -	1:24.318	+ 0.154	11:59:15.810	
5 -	1:25.191	+ 1.027	11:49:02.657	12 -	1:24.894	+ 0.730	12:00:40.704	
6 -	1:25.138	+ 0.974	11:50:27.795	13 -	1:24.164		12:02:04.868	
7 -	1:29.996 P	+ 5.832	11:51:57.791					
6	MCNAUGHTON / BARLEY						M	Chevy Camaro
1 -	1:46.607	+ 23.784	11:43:32.639	7 -	1:24.730	+ 1.907	11:53:47.478	
2 -	1:34.760	+ 11.937	11:45:07.399	8 -	1:59.307	+ 36.484	11:55:46.785	
3 -	1:36.775 P	+ 13.952	11:46:44.174	9 -	1:26.223	+ 3.400	11:57:13.008	
4 -	2:50.435	+ 1:27.612	11:49:34.609	10 -	1:25.572	+ 2.749	11:58:38.580	
5 -	1:24.212	+ 1.389	11:50:58.821	11 -	1:23.405	+ 0.582	12:00:01.985	
6 -	1:23.927	+ 1.104	11:52:22.748	12 -	1:22.823		12:01:24.808	
7	Martyn ADAMS						F	TR7V8
1 -	1:41.084	+ 15.751	11:43:10.740	8 -	1:25.526	+ 0.193	11:53:21.753	
2 -	1:30.084	+ 4.751	11:44:40.824	9 -	1:32.726	+ 7.393	11:54:54.479	
3 -	1:30.752	+ 5.419	11:46:11.576	10 -	1:28.446	+ 3.113	11:56:22.925	
4 -	1:27.123	+ 1.790	11:47:38.699	11 -	1:27.301	+ 1.968	11:57:50.226	
5 -	1:25.654	+ 0.321	11:49:04.353	12 -	1:26.276	+ 0.943	11:59:16.502	
6 -	1:25.333		11:50:29.686	13 -	1:30.522	+ 5.189	12:00:47.024	
7 -	1:26.541	+ 1.208	11:51:56.227	14 -	1:25.965	+ 0.632	12:02:12.989	
11	KENNEDY / KENNEDY						F	TVR Griffith
1 -	1:50.222	+ 19.569	11:43:23.021	6 -	1:32.495	+ 1.842	11:57:42.737	
2 -	1:40.926	+ 10.273	11:45:03.947	7 -	1:31.773	+ 1.120	11:59:14.510	
3 -	1:38.796 P	+ 8.143	11:46:42.743	8 -	1:32.332	+ 1.679	12:00:46.842	
4 -	7:55.136	+ 6:24.483	11:54:37.879	9 -	1:30.653		12:02:17.495	
5 -	1:32.363	+ 1.710	11:56:10.242					
15	Julian BAILEY-WATTS						HM	Ford Falcon
1 -	1:47.264	+ 10.375	11:43:31.103	3 -	1:38.307 P	+ 1.418	11:46:46.299	
2 -	1:36.889		11:45:07.992					

Cars 55 and 65 please fit timing transponder

Weather / Track : Cloudy / Dry

Donington Park National
Circuit Length = 1.9791 miles
Start: 11:40 End: 12:02

Historic V8 Racers Association

QUALIFYING - RACE 5 - LAP ANALYSIS

22	YATES / MOSSOP		M Sunbeam Tiger				
1 -	1:31.322	+ 8.573	11:42:55.488	8 -	1:28.815	+ 6.066	11:55:06.622
2 -	1:23.040	+ 0.291	11:44:18.528	9 -	1:28.319	+ 5.570	11:56:34.941
3 -	1:22.749		11:45:41.277	10 -	1:27.152	+ 4.403	11:58:02.093
4 -	1:23.486	+ 0.737	11:47:04.763	11 -	1:28.034	+ 5.285	11:59:30.127
5 -	1:40.154 P	+ 17.405	11:48:44.917	12 -	1:28.117	+ 5.368	12:00:58.244
6 -	3:22.601	+ 1:59.852	11:52:07.518	13 -	1:27.301	+ 4.552	12:02:25.545
7 -	1:30.289	+ 7.540	11:53:37.807				
23	Jay WHEALS		HM Rover SDI				
1 -	1:28.626	+ 9.134	11:43:04.453	8 -	1:21.460	+ 1.968	11:53:13.083
2 -	1:39.573	+ 20.081	11:44:44.026	9 -	1:23.888	+ 4.396	11:54:36.971
3 -	1:25.621	+ 6.129	11:46:09.647	10 -	1:21.453	+ 1.961	11:55:58.424
4 -	1:36.796	+ 17.304	11:47:46.443	11 -	1:29.239	+ 9.747	11:57:27.663
5 -	1:22.369	+ 2.877	11:49:08.812	12 -	1:20.190	+ 0.698	11:58:47.853
6 -	1:21.932	+ 2.440	11:50:30.744	13 -	1:29.805	+ 10.313	12:00:17.658
7 -	1:20.879	+ 1.387	11:51:51.623	14 -	1:19.492		12:01:37.150
27	John WILSON		M MGB GT V8				
1 -	1:35.160	+ 17.970	11:43:31.422	8 -	1:21.614	+ 4.424	11:52:59.826
2 -	1:30.323	+ 13.133	11:45:01.745	9 -	1:18.234	+ 1.044	11:54:18.060
3 -	1:21.504	+ 4.314	11:46:23.249	10 -	1:17.190		11:55:35.250
4 -	1:20.809	+ 3.619	11:47:44.058	11 -	1:18.858	+ 1.668	11:56:54.108
5 -	1:17.906	+ 0.716	11:49:01.964	12 -	1:19.161	+ 1.971	11:58:13.269
6 -	1:18.629	+ 1.439	11:50:20.593	13 -	1:18.802	+ 1.612	11:59:32.071
7 -	1:17.619	+ 0.429	11:51:38.212	14 -	1:32.386	+ 15.196	12:01:04.457
28	Wayne LANGRIDGE		F Ford Mustang				
1 -	1:48.526	+ 18.433	11:43:33.902	5 -	1:36.611 P	+ 6.518	11:49:50.614
2 -	1:35.535	+ 5.442	11:45:09.437	6 -	4:32.049	+ 3:01.956	11:54:22.663
3 -	1:34.473	+ 4.380	11:46:43.910	7 -	1:32.979	+ 2.886	11:55:55.642
4 -	1:30.093		11:48:14.003	8 -	1:40.313 P	+ 10.220	11:57:35.955
32	Mike WROE		F TVR Griffith				
1 -	1:50.357	+ 16.744	11:43:26.193	6 -	1:51.506	+ 17.893	11:51:40.583
2 -	1:38.531	+ 4.918	11:45:04.724	7 -	1:38.860	+ 5.247	11:53:19.443
3 -	1:35.293	+ 1.680	11:46:40.017	8 -	1:35.201	+ 1.588	11:54:54.644
4 -	1:33.613		11:48:13.630	9 -	1:39.489	+ 5.876	11:56:34.133
5 -	1:35.447	+ 1.834	11:49:49.077	10 -	1:36.257	+ 2.644	11:58:10.390
41	Tristan BRADFIELD		M Sunbeam Tiger				
1 -	1:48.605	+ 21.059	11:43:26.927	4 -	1:31.452	+ 3.906	11:48:12.501
2 -	1:39.064	+ 11.518	11:45:05.991	5 -	1:27.546		11:49:40.047
3 -	1:35.058	+ 7.512	11:46:41.049	6 -	1:30.192 P	+ 2.646	11:51:10.239
55	MARSHALL / SMITH		HM Aston Martin DBS V8				
1 -	1:22.092	+ 5.569	11:42:46.259	7 -	1:30.899 P	+ 14.376	11:52:36.964
2 -	1:16.523		11:44:02.782	8 -	2:53.216	+ 1:36.693	11:55:30.180
3 -	1:27.564 P	+ 11.041	11:45:30.346	9 -	1:25.580	+ 9.057	11:56:55.760
4 -	3:00.045	+ 1:43.522	11:48:30.391	10 -	1:21.474	+ 4.951	11:58:17.234
5 -	1:18.556	+ 2.033	11:49:48.947	11 -	1:25.477	+ 8.954	11:59:42.711
6 -	1:17.118	+ 0.595	11:51:06.065	12 -	1:25.170	+ 8.647	12:01:07.881
59	CHODOSH / WRIGHT		HM Corvette				
1 -	1:39.952	+ 16.286	11:43:20.239	7 -	4:06.991	+ 2:43.325	11:54:53.552
2 -	1:26.018	+ 2.352	11:44:46.257	8 -	1:37.539	+ 13.873	11:56:31.091
3 -	1:23.666		11:46:09.923	9 -	1:29.898	+ 6.232	11:58:00.989
4 -	1:24.608	+ 0.942	11:47:34.531	10 -	1:27.821	+ 4.155	11:59:28.810
5 -	1:25.392	+ 1.726	11:48:59.923	11 -	1:31.646	+ 7.980	12:01:00.456
6 -	1:46.638 P	+ 22.972	11:50:46.561	12 -	1:28.666	+ 5.000	12:02:29.122

Cars 55 and 65 please fit timing transponder

Weather / Track : Cloudy / Dry

Donington Park National
Circuit Length = 1.9791 miles
Start: 11:40 End: 12:02

Historic V8 Racers Association

QUALIFYING - RACE 5 - LAP ANALYSIS

63	GISBORNE / JACKSON		HM Detomaso			
1 -	1:36.014		11:43:02.658			
65	Bernie CHODOSH		F Corvette			
1 -	1:29.733	+ 1.473	11:44:54.701	4 -	1:28.260	11:49:21.573
2 -	1:29.993	+ 1.733	11:46:24.694	5 -	1:39.684	+ 11.424 11:51:01.257
3 -	1:28.619	+ 0.359	11:47:53.313			
82	RILEY / JAMES		F MGB V 8			
1 -	1:35.535	+ 10.064	11:43:05.694	7 -	1:30.296 P	+ 4.825 11:51:56.310
2 -	1:31.804	+ 6.333	11:44:37.498	8 -	3:47.863	+ 2:22.392 11:55:44.173
3 -	1:29.847	+ 4.376	11:46:07.345	9 -	1:33.682	+ 8.211 11:57:17.855
4 -	1:26.631	+ 1.160	11:47:33.976	10 -	1:32.435	+ 6.964 11:58:50.290
5 -	1:26.567	+ 1.096	11:49:00.543	11 -	1:32.378	+ 6.907 12:00:22.668
6 -	1:25.471		11:50:26.014	12 -	1:33.218	+ 7.747 12:01:55.886
88	COOKE / COOKE		M Aston Martin			
1 -	1:47.424	+ 15.551	11:43:29.593	7 -	3:32.196	+ 2:00.323 11:54:50.026
2 -	1:36.039	+ 4.166	11:45:05.632	8 -	1:44.210	+ 12.337 11:56:34.236
3 -	1:34.392	+ 2.519	11:46:40.024	9 -	1:39.676	+ 7.803 11:58:13.912
4 -	1:31.873		11:48:11.897	10 -	1:36.381	+ 4.508 11:59:50.293
5 -	1:32.521	+ 0.648	11:49:44.418	11 -	1:33.996	+ 2.123 12:01:24.289
6 -	1:33.412 P	+ 1.539	11:51:17.830			
93	David SMALLRIDGE		HM Sunbeam Tiger			
1 -	1:40.573	+ 21.702	11:43:29.513	7 -	4:13.213	+ 2:54.342 11:55:04.457
2 -	1:30.725	+ 11.854	11:45:00.238	8 -	1:23.739	+ 4.868 11:56:28.196
3 -	1:23.514	+ 4.643	11:46:23.752	9 -	1:22.129	+ 3.258 11:57:50.325
4 -	1:21.567	+ 2.696	11:47:45.319	10 -	1:19.166	+ 0.295 11:59:09.491
5 -	1:20.850	+ 1.979	11:49:06.169	11 -	1:19.716	+ 0.845 12:00:29.207
6 -	1:45.075 P	+ 26.204	11:50:51.244	12 -	1:18.871	12:01:48.078
99	Simon JAMES		M Sunbeam Tiger			
1 -	1:34.279	+ 11.253	11:43:01.747	6 -	1:27.161	+ 4.135 11:50:35.246
2 -	1:25.049	+ 2.023	11:44:26.796	7 -	1:23.026	11:51:58.272
3 -	1:50.108	+ 27.082	11:46:16.904	8 -	1:24.283	+ 1.257 11:53:22.555
4 -	1:26.856	+ 3.830	11:47:43.760	9 -	1:51.741 P	+ 28.715 11:55:14.296
5 -	1:24.325	+ 1.299	11:49:08.085			
111	YOUNG / PERRYMAN		F Corvette			
1 -	1:29.876	+ 8.009	11:43:05.631	8 -	1:26.375	+ 4.508 11:54:59.095
2 -	1:23.836	+ 1.969	11:44:29.467	9 -	1:28.868	+ 7.001 11:56:27.963
3 -	1:22.050	+ 0.183	11:45:51.517	10 -	1:24.667	+ 2.800 11:57:52.630
4 -	1:23.357	+ 1.490	11:47:14.874	11 -	1:23.992	+ 2.125 11:59:16.622
5 -	1:21.867		11:48:36.741	12 -	1:25.344	+ 3.477 12:00:41.966
6 -	1:25.815 P	+ 3.948	11:50:02.556	13 -	1:24.717	+ 2.850 12:02:06.683
7 -	3:30.164	+ 2:08.297	11:53:32.720			
114	Zoe NORTH		HM Sunbeam Tiger			
1 -	1:34.397	+ 12.351	11:43:32.035	8 -	1:23.637	+ 1.591 11:53:27.439
2 -	1:30.478	+ 8.432	11:45:02.513	9 -	1:24.210	+ 2.164 11:54:51.649
3 -	1:27.538	+ 5.492	11:46:30.051	10 -	1:23.170	+ 1.124 11:56:14.819
4 -	1:24.433	+ 2.387	11:47:54.484	11 -	1:23.757	+ 1.711 11:57:38.576
5 -	1:23.883	+ 1.837	11:49:18.367	12 -	1:23.062	+ 1.016 11:59:01.638
6 -	1:22.046		11:50:40.413	13 -	1:22.716	+ 0.670 12:00:24.354
7 -	1:23.389	+ 1.343	11:52:03.802	14 -	1:23.398	+ 1.352 12:01:47.752
123	COCHRANE / FIDLES		HM Sunbeam Tiger			
1 -	1:28.686	+ 13.899	11:43:11.052	7 -	2:45.473	+ 1:30.686 11:52:46.822
2 -	1:21.120	+ 6.333	11:44:32.172	8 -	1:15.611	+ 0.824 11:54:02.433
3 -	1:19.709	+ 4.922	11:45:51.881	9 -	1:14.787	11:55:17.220

Cars 55 and 65 please fit timing transponder

Weather / Track : Cloudy / Dry

Donington Park National
Circuit Length = 1.9791 miles
Start: 11:40 End: 12:02

Historic V8 Racers Association

QUALIFYING - RACE 5 - LAP ANALYSIS

4 -	1:21.341	+ 6.554	11:47:13.222	10 -	1:48.863 P	+ 34.076	11:57:06.083
5 -	1:18.906	+ 4.119	11:48:32.128	11 -	3:29.044	+ 2:14.257	12:00:35.127
6 -	1:29.221 P	+ 14.434	11:50:01.349	12 -	1:28.943 P	+ 14.156	12:02:04.070
165	Simon LANE		HM Chevy Camaro				
1 -	1:56.724	+ 34.302	11:43:27.419	6 -	1:23.847	+ 1.425	11:50:31.242
2 -	1:31.640	+ 9.218	11:44:59.059	7 -	1:22.422		11:51:53.664
3 -	1:22.674	+ 0.252	11:46:21.733	8 -	1:23.088	+ 0.666	11:53:16.752
4 -	1:23.145	+ 0.723	11:47:44.878	9 -	1:22.649	+ 0.227	11:54:39.401
5 -	1:22.517	+ 0.095	11:49:07.395	10 -	1:30.453 P	+ 8.031	11:56:09.854
177	Paul DOLAN		F TR7 V8				
1 -	1:53.816	+ 28.582	11:43:33.134	8 -	1:26.886	+ 1.652	11:54:25.510
2 -	1:44.634	+ 19.400	11:45:17.768	9 -	1:27.277	+ 2.043	11:55:52.787
3 -	1:37.424	+ 12.190	11:46:55.192	10 -	1:25.488	+ 0.254	11:57:18.275
4 -	1:35.508	+ 10.274	11:48:30.700	11 -	1:25.234		11:58:43.509
5 -	1:27.399	+ 2.165	11:49:58.099	12 -	1:25.581	+ 0.347	12:00:09.090
6 -	1:29.186	+ 3.952	11:51:27.285	13 -	1:25.509	+ 0.275	12:01:34.599
7 -	1:31.339	+ 6.105	11:52:58.624				
651	Alan COLLETT		F Iso Revolter GT				
1 -	1:43.989	+ 11.913	11:43:40.330	5 -	1:32.142	+ 0.066	11:49:57.087
2 -	1:36.599	+ 4.523	11:45:16.929	6 -	1:32.874	+ 0.798	11:51:29.961
3 -	1:35.940	+ 3.864	11:46:52.869	7 -	1:34.260	+ 2.184	11:53:04.221
4 -	1:32.076		11:48:24.945	8 -	2:04.742 P	+ 32.666	11:55:08.963
711	Chaz MALLARD		HM Camaro				
1 -	1:39.634	+ 16.562	11:43:21.005	8 -	1:25.702	+ 2.630	11:54:57.979
2 -	1:25.832	+ 2.760	11:44:46.837	9 -	1:25.523	+ 2.451	11:56:23.502
3 -	1:23.684	+ 0.612	11:46:10.521	10 -	1:46.091	+ 23.019	11:58:09.593
4 -	1:24.575	+ 1.503	11:47:35.096	11 -	1:23.072		11:59:32.665
5 -	1:23.394	+ 0.322	11:48:58.490	12 -	1:25.841	+ 2.769	12:00:58.506
6 -	1:25.438 P	+ 2.366	11:50:23.928	13 -	1:26.055	+ 2.983	12:02:24.561
7 -	3:08.349	+ 1:45.277	11:53:32.277				

Cars 55 and 65 please fit timing transponder

Weather / Track : Cloudy / Dry

Donington Park National
Circuit Length = 1.9791 miles
Start: 11:40 End: 12:02

Historic V8 Racers Association

RACE 5 - GRID

ROW 15	1:36.889 15 Julian BAILEY-WATTS	
ROW 14	1:33.613 32 Mike WROE	1:36.014 63 GISBORNE / JACKSON
ROW 13	1:31.873 88 COOKE / COOKE	1:32.076 651 Alan COLLETT
ROW 12	1:30.093 28 Wayne LANGRIDGE	1:30.653 11 KENNEDY / KENNEDY
ROW 11	1:27.546 41 Tristan BRADFIELD	1:28.260 65 Bernie CHODOSH
ROW 10	1:25.899 3 WILSON / DUNCAN	1:26.537 2 Chris BALLARD
ROW 9	1:25.333 7 Martyn ADAMS	1:25.471 82 RILEY / JAMES
ROW 8	1:24.164 4 MOGRIDGE / BREWER	1:25.234 177 Paul DOLAN
ROW 7	1:23.072 711 Chaz MALLARD	1:23.666 59 CHODOSH / WRIGHT
ROW 6	1:22.823 6 MCNAUGHTON / BARLEY	1:23.026 99 Simon JAMES
ROW 5	1:22.422 165 Simon LANE	1:22.749 22 YATES / MOSSOP
ROW 4	1:21.867 111 YOUNG / PERRYMAN	1:22.046 114 Zoe NORTH
ROW 3	1:18.871 93 David SMALLRIDGE	1:19.492 23 Jay WHEALS
ROW 2	1:16.857 1 BRYANT / BRYANT	1:17.190 27 John WILSON
ROW 1	1:14.787 123 COCHRANE / FIDLES	1:16.523 55 MARSHALL / SMITH

Pole



Donington Park National
Circuit Length = 1.9791 miles

These results are provisional until the conclusion of any judicial and technical matters.

Clerk of Course :		Timekeeper :
-------------------	--	--------------

Historic V8 Racers Association

RACE 5 - CLASSIFICATION

POS	NO	CL	NAME	ENTRY	LAPS	TIME	GAP	DIFF	MPH	BEST	ON
1	114	HM	Zoe NORTH	Sunbeam Tiger	25	40:08.038			73.96	1:29.982	20
2	4	M	MOGRIDGE / BREWER	Ferrari 355	25	41:33.936	1:25.898	1:25.898	71.41	1:28.894	5
3	123	HM	FIDLES / COCHRANE	Sunbeam Tiger	25	41:36.060	1:28.022	2.124	71.35	1:31.916	17
4	93	HM	David SMALLRIDGE	Sunbeam Tiger	25	41:36.440	1:28.402	0.380	71.34	1:29.633	22
5	1	HM	BRYANT / BRYANT	Morgan	24	40:40.184	1 lap	1 lap	70.07	1:31.978	7
6	6	M	BARLEY / MCNAUGHTON	Chevy Camaro	24	41:16.880	1 lap	36.696	69.03	1:33.881	24
7	177	F	Paul DOLAN	TR7 V8	23	40:42.028	2 laps	1 lap	67.10	1:36.994	22
8	27	M	John WILSON	MGB GT V8	23	41:02.975	2 laps	20.947	66.53	1:34.772	22
9	99	M	Simon JAMES	Sunbeam Tiger	23	41:38.159	2 laps	35.184	65.59	1:39.895	17
10	711	HM	Chaz MALLARD	Camaro	22	40:12.177	3 laps	1 lap	64.97	1:40.733	7
11	82	F	JAMES / RILEY	MGB V 8	22	40:32.601	3 laps	20.424	64.43	1:39.039	8
12	22	M	YATES / MOSSOP	Sunbeam Tiger	22	40:49.006	3 laps	16.405	64.00	1:42.303	20
13	3	HM	DUNCAN / WILSON	Chevy Camaro	22	41:07.403	3 laps	18.397	63.52	1:43.185	8
14	11	F	KENNEDY / KENNEDY	TVR Griffith	22	41:09.680	3 laps	2.277	63.46	1:45.672	5
15	2	F	Chris BALLARD	Ford Mustang	22	41:22.391	3 laps	12.711	63.14	1:38.233	22
16	41	M	Tristan BRADFIELD	Sunbeam Tiger	22	41:42.244	3 laps	19.853	62.64	1:38.693	22
17	28	F	Wayne LANGRIDGE	Ford Mustang	21	40:33.040	4 laps	1 lap	61.49	1:45.998	20
18	88	M	COOKE / COOKE	Aston Martin	21	41:16.876	4 laps	43.836	60.40	1:44.662	8
19	651	F	Alan COLLETT	Iso Revolter GT	20	40:11.270	5 laps	1 lap	59.09	1:50.247	19

NOT CLASSIFIED

DNF	55	HM	SMITH / MARSHALL	Aston Martin DBS V8	19	31:45.258	6 laps	1 lap	71.04	1:32.523	8
DNF	165	HM	Simon LANE	Chevy Camaro	9	16:16.200	16 laps	10 laps	65.68	1:38.984	8
DNF	23	HM	Jay WHEALS	Rover SDI	6	9:41.401	19 laps	3 laps	73.52	1:34.952	6
DNF	111	F	YOUNG / PERRYMAN	Corvette	3	5:13.892	22 laps	3 laps	68.09	1:41.669	2

FASTEST LAP

4	M	MOGRIDGE / BREWER	Ferrari 355	5	1:28.894	80.14 mph	128.98 kph
93	HM	David SMALLRIDGE	Sunbeam Tiger	22	1:29.633	79.48 mph	127.92 kph
177	F	Paul DOLAN	TR7 V8	22	1:36.994	73.45 mph	118.21 kph

Weather / Track : Showers at the start / Drying track at the end
 These results are provisional until the conclusion of any judicial and technical matters.

Donington Park National
 Circuit Length = 1.9791 miles
 Start: 16:06 End: 16:48

Clerk of Course :	Timekeeper :
-------------------	--------------

Historic V8 Racers Association

RACE 5 - LAP CHART

Lap 1			Lap 2			Lap 3			Lap 4			Lap 5		
No	Behind	Laptime	No	Behind	Laptime	No	Behind	Laptime	No	Behind	Laptime	No	Behind	Laptime
123		1:36.680	123		1:35.251	114		1:32.421	114		1:31.444	114		1:32.912
55	1.194	1:37.874	114	1.235	1:34.085	123	2.472	1:36.128	123	4.949	1:33.921	27	1 LAP	1:41.984
1	1.837	1:38.517	55	2.585	1:36.642	55	3.225	1:34.296	55	5.531	1:33.750	88	1 LAP	1:48.675
114	2.401	1:39.081	1	2.999	1:36.413	1	4.154	1:34.811	1	6.378	1:33.668	123	4.975	1:32.938
23	4.509	1:41.189	23	6.673	1:37.415	23	9.123	1:36.106	4	12.276	1:30.484	55	5.752	1:33.133
93	8.947	1:45.627	93	13.585	1:39.889	4	13.236	1:31.552	23	14.136	1:36.457	1	6.571	1:33.105
111	10.281	1:46.961	4	15.340	1:35.854	93	17.218	1:37.289	93	22.511	1:36.737	4	8.258	1:28.894
6	13.755	1:50.435	111	16.699	1:41.669	111	28.305	1:45.262 P	6	42.264	1:42.514	23	16.506	1:35.282
22	14.359	1:51.039	6	21.266	1:42.762	6	31.194	1:43.584	82	48.113	1:41.751	93	26.054	1:36.455
4	14.737	1:51.417	165	26.319	1:45.392	82	37.806	1:41.969	22	58.718	1:46.531	6	51.129	1:41.777
165	16.178	1:52.858	177	26.385	1:43.396	22	43.631	1:47.456	711	59.414	1:46.345	82	55.992	1:40.791
711	17.279	1:53.959	82	29.493	1:46.342	711	44.513	1:48.022	41	59.880	1:46.398	711	1:10.997	1:44.495
177	18.240	1:54.920	22	29.831	1:50.723	41	44.926	1:47.889	165	1:00.774	1:46.033	22	1:12.301	1:46.495
82	18.402	1:55.082	711	30.147	1:48.119	165	46.185	1:53.522	177	1:02.495	1:45.027	41	1:12.322	1:45.354
41	19.196	1:55.876	41	30.693	1:46.748	99	47.553	1:48.008	99	1:04.275	1:48.166	177	1:13.022	1:43.439
99	20.140	1:56.820	99	33.201	1:48.312	177	48.912	1:56.183	3	1:06.468	1:46.341	165	1:14.036	1:46.174
3	23.603	2:00.283	3	36.707	1:48.355	3	51.571	1:48.520	11	1:09.115	1:47.070	99	1:15.298	1:43.935
11	24.831	2:01.511	11	37.224	1:47.644	11	53.489	1:49.921	28	1:29.026	1:52.252	3	1:17.942	1:44.386
28	28.719	2:05.399	28	48.349	1:54.881	28	1:08.218	1:53.525	651	1:31.135	1:52.108	11	1:21.875	1:45.672
651	30.079	2:06.759	651	49.900	1:55.072	651	1:10.471	1:54.227	2	1:31.290	1:47.018			
88	43.389	2:20.069	2	1:01.655	1:51.769	2	1:15.716	1:47.717						
2	45.137	2:21.817	88	1:01.671	1:53.533	88	1:18.333	1:50.318						
27	1:06.686	2:43.366	27	1:14.513	1:43.078	27	1:22.989	1:42.132						

Weather / Track : Showers at the start / Drying track at the end

Donington Park National
Circuit Length = 1.9791 miles
Start: 16:06 End: 16:48

Historic V8 Racers Association

RACE 5 - LAP CHART

Lap 6			Lap 7			Lap 8			Lap 9			Lap 10		
No	Behind	Laptime	No	Behind	Laptime	No	Behind	Laptime	No	Behind	Laptime	No	Behind	Laptime
114		1:32.888	114		1:31.891	114		1:34.558	114		1:32.706	114		1:32.907
123	7.720	1:35.633	11	1 LAP	1:45.725	165	1 LAP	1:42.708	711	1 LAP	1:41.688	55	7.885	1:32.871
55	8.464	1:35.600	55	9.511	1:32.938	22	1 LAP	1:44.756	177	1 LAP	1:40.928	1	8.855	1:33.379
1	10.832	1:37.149	123	10.837	1:35.008	99	1 LAP	1:44.803	41	1 LAP	1:40.470	177	1 LAP	1:40.692
4	13.052	1:37.682	1	10.919	1:31.978	55	7.476	1:32.523	55	7.921	1:33.151	711	1 LAP	1:41.899
28	1 LAP	1:52.763	4	11.769	1:30.608	1	8.459	1:32.098	1	8.383	1:32.630	651	2 LAPS	2:07.538
2	1 LAP	1:51.307	27	1 LAP	1:43.520	3	1 LAP	1:44.379	165	1 LAP	1:38.984	123	18.354	1:36.932
27	1 LAP	1:49.236	2	1 LAP	1:49.588	4	9.373	1:32.162	4	10.423	1:33.756 P	3	1 LAP	1:43.510
23	18.570	1:34.952	93	37.664	1:40.947	123	11.693	1:35.414	123	14.329	1:35.342	99	1 LAP	1:45.818
651	1 LAP	1:55.747	88	1 LAP	1:51.304	11	1 LAP	1:51.356	99	1 LAP	1:46.006	165	1 LAP	2:05.728 P
88	1 LAP	1:52.389	28	1 LAP	2:07.918	27	1 LAP	1:39.867	3	1 LAP	1:43.185	93	45.847	1:36.971
93	28.608	1:35.442	651	1 LAP	2:06.956	93	39.615	1:36.509	11	1 LAP	1:48.049	27	1 LAP	1:40.332
6	58.753	1:40.512	6	1:07.446	1:40.584	2	1 LAP	1:47.349	27	1 LAP	1:40.385	11	1 LAP	1:48.442
82	1:02.729	1:39.625	82	1:09.962	1:39.124	88	1 LAP	1:45.652	93	41.783	1:34.874	22	1 LAP	1:49.515
711	1:19.947	1:41.838	711	1:28.789	1:40.733	28	1 LAP	1:50.988	22	1 LAP	2:29.605	88	1 LAP	1:46.679
177	1:20.757	1:40.623	177	1:29.823	1:40.957	651	1 LAP	1:51.225	2	1 LAP	1:45.831	6	1:28.307	1:41.116
41	1:24.110	1:44.676	41	1:33.794	1:41.575	6	1:13.156	1:40.268	88	1 LAP	1:44.662	82	1:28.812	1:40.535
22	1:24.857	1:45.444				82	1:14.443	1:39.039	6	1:20.098	1:39.648			
165	1:25.949	1:44.801							82	1:21.184	1:39.447			
99	1:26.598	1:44.188							28	1 LAP	1:51.481			
3	1:30.548	1:45.494												

Weather / Track : Showers at the start / Drying track at the end

Donington Park National
Circuit Length = 1.9791 miles
Start: 16:06 End: 16:48

Historic V8 Racers Association

RACE 5 - LAP CHART

Lap 11			Lap 12			Lap 13			Lap 14			Lap 15		
No	Behind	Laptime	No	Behind	Laptime	No	Behind	Laptime	No	Behind	Laptime	No	Behind	Laptime
114		1:39.712 P	1		2:08.197 P	123		1:34.704	123		1:32.285	123		1:38.453
2	2 LAPS	2:13.533	28	2 LAPS	2:05.817 P	711	1 LAP	1:41.405	711	1 LAP	1:41.177 P	1	1 LAP	1:40.315
55	3.652	1:35.479 P	177	1 LAP	2:01.710 P	2	2 LAPS	1:51.924 P	99	2 LAPS	3:08.476	88	3 LAPS	3:37.325
1	3.806	1:34.663	711	1 LAP	2:01.674	3	1 LAP	1:43.676 P	4	1 LAP	1:33.319	28	3 LAPS	1:48.657
28	2 LAPS	1:54.293	123	4.020	2:00.648	27	1 LAP	1:40.944 P	93	1 LAP	1:32.455	2	3 LAPS	3:04.029
41	2 LAPS	3:16.292 P	651	2 LAPS	1:58.884	4	1 LAP	1:35.222	114	43.103	1:30.994	4	1 LAP	1:32.156
177	1 LAP	1:42.703	3	1 LAP	1:55.299	93	1 LAP	3:33.716	6	1 LAP	1:42.113	99	2 LAPS	1:42.748
711	1 LAP	1:41.853	99	1 LAP	1:57.132 P	11	1 LAP	1:46.993	22	2 LAPS	2:52.932	27	2 LAPS	3:14.536
123	15.375	1:36.733	27	1 LAP	1:44.289	6	1 LAP	2:58.237	11	1 LAP	1:48.672	93	1 LAP	1:34.064
651	2 LAPS	1:57.060	11	1 LAP	1:45.891	114	44.394	1:31.697	41	2 LAPS	1:43.486 P	114	36.668	1:32.018
3	1 LAP	1:46.383	4	1 LAP	1:45.416	651	2 LAPS	2:12.311 P	55	1:11.447	1:34.898	3	2 LAPS	3:34.578
99	1 LAP	1:46.011	41	2 LAPS	2:52.305	41	2 LAPS	1:42.673	177	1 LAP	1:41.806	6	1 LAP	1:37.340
27	1 LAP	1:44.322	114	51.421	3:03.424	55	1:08.834	1:36.318				651	3 LAPS	3:08.380
93	54.028	1:47.893 P	22	1 LAP	1:52.350 P	177	1 LAP	2:49.111				22	2 LAPS	1:43.714
11	1 LAP	1:46.982	55	1:11.240	3:19.591	82	1:15.007	1:41.894 P				11	1 LAP	1:46.147
4	1 LAP	4:00.459	82	1:11.837	1:50.002	28	2 LAPS	3:01.549				55	1:07.451	1:34.457
22	1 LAP	1:53.734	88	1 LAP	1:53.026 P	1	1:31.232	3:09.956				177	1 LAP	1:41.357
88	1 LAP	1:53.633												
6	1:33.545	1:44.950 P												
82	1:33.838	1:44.738												
2	1 LAP	2:09.238												

Weather / Track : Showers at the start / Drying track at the end

Donington Park National
Circuit Length = 1.9791 miles
Start: 16:06 End: 16:48

Historic V8 Racers Association

RACE 5 - LAP CHART

Lap 16			Lap 17			Lap 18			Lap 19			Lap 20		
No	Behind	Laptime	No	Behind	Laptime	No	Behind	Laptime	No	Behind	Laptime	No	Behind	Laptime
123		1:33.433	123		1:31.916	123		1:33.590 P	114		1:30.716	114		1:29.982
82	2 LAPS	3:29.962	177	2 LAPS	1:42.402	177	2 LAPS	1:39.868	93	1 LAP	1:31.906	177	2 LAPS	1:41.910
1	1 LAP	1:37.659	1	1 LAP	1:39.799	1	1 LAP	1:37.395	2	3 LAPS	1:42.605	93	1 LAP	1:31.380
2	3 LAPS	1:43.610	82	2 LAPS	1:52.830	4	1 LAP	1:31.575	27	2 LAPS	1:38.724	1	1 LAP	1:40.213
711	2 LAPS	3:15.192	4	1 LAP	1:34.659	93	1 LAP	1:32.024	99	2 LAPS	1:39.895	651	4 LAPS	1:53.074
28	3 LAPS	1:50.007	2	3 LAPS	1:42.931	114	31.643	1:31.447	711	2 LAPS	1:49.259	2	3 LAPS	1:43.013
4	1 LAP	1:32.813	93	1 LAP	1:32.397	2	3 LAPS	1:43.260	82	2 LAPS	1:54.545	27	2 LAPS	1:37.448
88	3 LAPS	1:56.908	711	2 LAPS	1:45.682	82	2 LAPS	1:52.336	6	1 LAP	1:39.096	99	2 LAPS	1:39.929
93	1 LAP	1:32.705	114	33.786	1:31.287	711	2 LAPS	1:43.451	28	3 LAPS	1:48.957	711	2 LAPS	1:46.255
99	2 LAPS	1:43.096	28	3 LAPS	1:49.993	27	2 LAPS	1:38.777	41	3 LAPS	1:42.597	6	1 LAP	1:37.083
114	34.415	1:31.180	99	2 LAPS	1:41.259	99	2 LAPS	1:41.919	55	47.890	1:35.121	82	2 LAPS	1:49.922
27	2 LAPS	1:40.722	27	2 LAPS	1:38.727	28	3 LAPS	1:50.535	88	3 LAPS	1:54.102	41	3 LAPS	1:40.613
41	3 LAPS	2:50.342	88	3 LAPS	1:53.757	41	3 LAPS	1:42.222	123	59.103	3:01.462	28	3 LAPS	1:48.015
6	1 LAP	1:38.891	41	3 LAPS	1:40.744	6	1 LAP	1:37.427	11	2 LAPS	1:49.362	123	1:06.732	1:37.611
3	2 LAPS	1:47.168	6	1 LAP	1:37.175	88	3 LAPS	1:52.062	22	2 LAPS	1:43.383	88	3 LAPS	1:53.128
22	2 LAPS	1:45.145	55	1:14.116	1:35.832	55	1:15.128	1:34.602	3	2 LAPS	1:46.063	22	2 LAPS	1:45.144
651	3 LAPS	1:53.344	3	2 LAPS	1:48.726	11	2 LAPS	3:08.453	4	1:28.748	1:36.489	4	1:29.996	1:31.230
55	1:10.200	1:36.182	22	2 LAPS	1:43.026	22	2 LAPS	1:44.696						
11	1 LAP	1:50.522 P	651	3 LAPS	1:54.968	3	2 LAPS	1:47.844						
						177	1 LAP	1:42.065						
						651	3 LAPS	1:53.084						
						4	1:54.618	1:31.599						
						1	1:54.883	1:38.160						

Weather / Track : Showers at the start / Drying track at the end

Donington Park National
Circuit Length = 1.9791 miles
Start: 16:06 End: 16:48

Historic V8 Racers Association

RACE 5 - LAP CHART

Lap 21			Lap 22			Lap 23			Lap 24			Lap 25		
No	Behind	Laptime	No	Behind	Laptime	No	Behind	Laptime	No	Behind	Laptime	No	Behind	Laptime
114		1:30.853	114		1:33.392	114		1:30.539	114		1:33.056	114		1:32.848
11	3 LAPS	1:50.738	88	4 LAPS	1:53.329	22	3 LAPS	1:42.303	82	3 LAPS	1:49.662	651	5 LAPS	1:51.876
93	1 LAP	1:30.817	22	3 LAPS	1:45.057	177	2 LAPS	1:40.370	28	4 LAPS	1:45.998	711	3 LAPS	1:44.824
3	3 LAPS	1:47.043	177	2 LAPS	1:38.438	1	1 LAP	1:39.524	177	2 LAPS	1:36.994	82	3 LAPS	1:47.061
177	2 LAPS	1:38.462	1	1 LAP	1:38.517	11	3 LAPS	1:46.232	1	1 LAP	1:37.374	28	4 LAPS	1:46.437
1	1 LAP	1:38.538	11	3 LAPS	1:48.272	3	3 LAPS	1:45.636	22	3 LAPS	1:43.413	1	1 LAP	1:36.126
651	4 LAPS	1:53.627	3	3 LAPS	1:47.294	88	4 LAPS	1:55.819	3	3 LAPS	1:45.709	177	2 LAPS	1:38.667
2	3 LAPS	1:42.339	27	2 LAPS	1:36.954	27	2 LAPS	1:36.436	11	3 LAPS	1:47.817	22	3 LAPS	1:42.545
27	2 LAPS	1:37.074	2	3 LAPS	1:41.857	2	3 LAPS	1:41.449	88	4 LAPS	1:50.489	27	2 LAPS	1:35.350
99	2 LAPS	1:40.263	651	4 LAPS	1:54.783	6	1 LAP	1:36.095	27	2 LAPS	1:34.772	3	3 LAPS	1:47.531
6	1 LAP	1:37.711	6	1 LAP	1:36.035	99	2 LAPS	1:41.493	6	1 LAP	1:37.646	11	3 LAPS	1:48.209
711	2 LAPS	1:45.415	99	2 LAPS	1:49.242	651	4 LAPS	1:50.247	2	3 LAPS	1:41.974	88	4 LAPS	1:50.017
41	3 LAPS	1:41.777	41	3 LAPS	1:40.748	41	3 LAPS	1:39.390	99	2 LAPS	1:40.176	6	1 LAP	1:33.881
82	2 LAPS	1:47.062	711	2 LAPS	1:45.210	123	1:22.401	1:36.571	123	1:24.774	1:35.429	2	3 LAPS	1:38.233
123	1:13.369	1:37.490	123	1:16.369	1:36.392	711	2 LAPS	1:43.682	4	1:25.708	1:32.185	4	1:25.898	1:33.038
28	3 LAPS	1:47.572	82	2 LAPS	1:48.882	4	1:26.579	1:30.268	41	3 LAPS	1:41.376	123	1:28.022	1:36.096
4	1:30.263	1:31.120	4	1:26.850	1:29.979	93	1:29.928	1:31.389	93	1:30.019	1:33.147	93	1:28.402	1:31.231
93	1:32.837	1:30.943	28	3 LAPS	1:46.003							99	2 LAPS	1:40.464
			93	1:29.078	1:29.633							41	3 LAPS	1:38.693

Weather / Track : Showers at the start / Drying track at the end

Donington Park National
Circuit Length = 1.9791 miles
Start: 16:06 End: 16:48

Historic V8 Racers Association

RACE 5 - LAP ANALYSIS

1	BRYANT / BRYANT		HM Morgan				
1 -	1:38.517	+ 6.539	16:08:27.517	13 -	3:09.956	+ 1:37.978	16:29:25.564
2 -	1:36.413	+ 4.435	16:10:03.930	14 -	1:40.315	+ 8.337	16:31:05.879
3 -	1:34.811	+ 2.833	16:11:38.741	15 -	1:37.659	+ 5.681	16:32:43.538
4 -	1:33.668	+ 1.690	16:13:12.409	16 -	1:39.799	+ 7.821	16:34:23.337
5 -	1:33.105	+ 1.127	16:14:45.514	17 -	1:37.395	+ 5.417	16:36:00.732
6 -	1:37.149	+ 5.171	16:16:22.663	18 -	1:38.160	+ 6.182	16:37:38.892
7 -	1:31.978		16:17:54.641	19 -	1:40.213	+ 8.235	16:39:19.105
8 -	1:32.098	+ 0.120	16:19:26.739	20 -	1:38.538	+ 6.560	16:40:57.643
9 -	1:32.630	+ 0.652	16:20:59.369	21 -	1:38.517	+ 6.539	16:42:36.160
10 -	1:33.379	+ 1.401	16:22:32.748	22 -	1:39.524	+ 7.546	16:44:15.684
11 -	1:34.663	+ 2.685	16:24:07.411	23 -	1:37.374	+ 5.396	16:45:53.058
12 -	2:08.197 P	+ 36.219	16:26:15.608	24 -	1:36.126	+ 4.148	16:47:29.184
2	Chris BALLARD		F Ford Mustang				
1 -	2:21.817	+ 43.584	16:09:10.817	12 -	3:04.029	+ 1:25.796	16:31:10.120
2 -	1:51.769	+ 13.536	16:11:02.586	13 -	1:43.610	+ 5.377	16:32:53.730
3 -	1:47.717	+ 9.484	16:12:50.303	14 -	1:42.931	+ 4.698	16:34:36.661
4 -	1:47.018	+ 8.785	16:14:37.321	15 -	1:43.260	+ 5.027	16:36:19.921
5 -	1:51.307	+ 13.074	16:16:28.628	16 -	1:42.605	+ 4.372	16:38:02.526
6 -	1:49.588	+ 11.355	16:18:18.216	17 -	1:43.013	+ 4.780	16:39:45.539
7 -	1:47.349	+ 9.116	16:20:05.565	18 -	1:42.339	+ 4.106	16:41:27.878
8 -	1:45.831	+ 7.598	16:21:51.396	19 -	1:41.857	+ 3.624	16:43:09.735
9 -	2:13.533	+ 35.300	16:24:04.929	20 -	1:41.449	+ 3.216	16:44:51.184
10 -	2:09.238	+ 31.005	16:26:14.167	21 -	1:41.974	+ 3.741	16:46:33.158
11 -	1:51.924 P	+ 13.691	16:28:06.091	22 -	1:38.233		16:48:11.391
3	DUNCAN / WILSON		HM Chevy Camaro				
1 -	2:00.283	+ 17.098	16:08:49.283	12 -	1:43.676 P	+ 0.491	16:28:18.811
2 -	1:48.355	+ 5.170	16:10:37.638	13 -	3:34.578	+ 1:51.393	16:31:53.389
3 -	1:48.520	+ 5.335	16:12:26.158	14 -	1:47.168	+ 3.983	16:33:40.557
4 -	1:46.341	+ 3.156	16:14:12.499	15 -	1:48.726	+ 5.541	16:35:29.283
5 -	1:44.386	+ 1.201	16:15:56.885	16 -	1:47.844	+ 4.659	16:37:17.127
6 -	1:45.494	+ 2.309	16:17:42.379	17 -	1:46.063	+ 2.878	16:39:03.190
7 -	1:44.379	+ 1.194	16:19:26.758	18 -	1:47.043	+ 3.858	16:40:50.233
8 -	1:43.185		16:21:09.943	19 -	1:47.294	+ 4.109	16:42:37.527
9 -	1:43.510	+ 0.325	16:22:53.453	20 -	1:45.636	+ 2.451	16:44:23.163
10 -	1:46.383	+ 3.198	16:24:39.836	21 -	1:45.709	+ 2.524	16:46:08.872
11 -	1:55.299	+ 12.114	16:26:35.135	22 -	1:47.531	+ 4.346	16:47:56.403
4	MOGRIDGE / BREWER		M Ferrari 355				
1 -	1:51.417	+ 22.523	16:08:40.417	14 -	1:32.156	+ 3.262	16:31:27.981
2 -	1:35.854	+ 6.960	16:10:16.271	15 -	1:32.813	+ 3.919	16:33:00.794
3 -	1:31.552	+ 2.658	16:11:47.823	16 -	1:34.659	+ 5.765	16:34:35.453
4 -	1:30.484	+ 1.590	16:13:18.307	17 -	1:31.575	+ 2.681	16:36:07.028
5 -	1:28.894		16:14:47.201	18 -	1:31.599	+ 2.705	16:37:38.627
6 -	1:37.682	+ 8.788	16:16:24.883	19 -	1:36.489	+ 7.595	16:39:15.116
7 -	1:30.608	+ 1.714	16:17:55.491	20 -	1:31.230	+ 2.336	16:40:46.346
8 -	1:32.162	+ 3.268	16:19:27.653	21 -	1:31.120	+ 2.226	16:42:17.466
9 -	1:33.756 P	+ 4.862	16:21:01.409	22 -	1:29.979	+ 1.085	16:43:47.445
10 -	4:00.459	+ 2:31.565	16:25:01.868	23 -	1:30.268	+ 1.374	16:45:17.713
11 -	1:45.416	+ 16.522	16:26:47.284	24 -	1:32.185	+ 3.291	16:46:49.898
12 -	1:35.222	+ 6.328	16:28:22.506	25 -	1:33.038	+ 4.144	16:48:22.936
13 -	1:33.319	+ 4.425	16:29:55.825				
6	BARLEY / MCNAUGHTON		M Chevy Camaro				
1 -	1:50.435	+ 16.554	16:08:39.435	13 -	1:42.113	+ 8.232	16:30:17.500
2 -	1:42.762	+ 8.881	16:10:22.197	14 -	1:37.340	+ 3.459	16:31:54.840
3 -	1:43.584	+ 9.703	16:12:05.781	15 -	1:38.891	+ 5.010	16:33:33.731
4 -	1:42.514	+ 8.633	16:13:48.295	16 -	1:37.175	+ 3.294	16:35:10.906
5 -	1:41.777	+ 7.896	16:15:30.072	17 -	1:37.427	+ 3.546	16:36:48.333
6 -	1:40.512	+ 6.631	16:17:10.584	18 -	1:39.096	+ 5.215	16:38:27.429

Weather / Track : Showers at the start / Drying track at the end

Donington Park National
Circuit Length = 1.9791 miles
Start: 16:06 End: 16:48

Historic V8 Racers Association

RACE 5 - LAP ANALYSIS

7 -	1:40.584	+ 6.703	16:18:51.168	19 -	1:37.083	+ 3.202	16:40:04.512
8 -	1:40.268	+ 6.387	16:20:31.436	20 -	1:37.711	+ 3.830	16:41:42.223
9 -	1:39.648	+ 5.767	16:22:11.084	21 -	1:36.035	+ 2.154	16:43:18.258
10 -	1:41.116	+ 7.235	16:23:52.200	22 -	1:36.095	+ 2.214	16:44:54.353
11 -	1:44.950 P	+ 11.069	16:25:37.150	23 -	1:37.646	+ 3.765	16:46:31.999
12 -	2:58.237	+ 1:24.356	16:28:35.387	24 -	1:33.881		16:48:05.880
11	KENNEDY / KENNEDY			F TVR Griffith			
1 -	2:01.511	+ 15.839	16:08:50.511	12 -	1:46.993	+ 1.321	16:28:34.256
2 -	1:47.644	+ 1.972	16:10:38.155	13 -	1:48.672	+ 3.000	16:30:22.928
3 -	1:49.921	+ 4.249	16:12:28.076	14 -	1:46.147	+ 0.475	16:32:09.075
4 -	1:47.070	+ 1.398	16:14:15.146	15 -	1:50.522 P	+ 4.850	16:33:59.597
5 -	1:45.672		16:16:00.818	16 -	3:08.453	+ 1:22.781	16:37:08.050
6 -	1:45.725	+ 0.053	16:17:46.543	17 -	1:49.362	+ 3.690	16:38:57.412
7 -	1:51.356	+ 5.684	16:19:37.899	18 -	1:50.738	+ 5.066	16:40:48.150
8 -	1:48.049	+ 2.377	16:21:25.948	19 -	1:48.272	+ 2.600	16:42:36.422
9 -	1:48.442	+ 2.770	16:23:14.390	20 -	1:46.232	+ 0.560	16:44:22.654
10 -	1:46.982	+ 1.310	16:25:01.372	21 -	1:47.817	+ 2.145	16:46:10.471
11 -	1:45.891	+ 0.219	16:26:47.263	22 -	1:48.209	+ 2.537	16:47:58.680
22	YATES / MOSSOP			M Sunbeam Tiger			
1 -	1:51.039	+ 8.736	16:08:40.039	12 -	2:52.932	+ 1:10.629	16:30:19.580
2 -	1:50.723	+ 8.420	16:10:30.762	13 -	1:43.714	+ 1.411	16:32:03.294
3 -	1:47.456	+ 5.153	16:12:18.218	14 -	1:45.145	+ 2.842	16:33:48.439
4 -	1:46.531	+ 4.228	16:14:04.749	15 -	1:43.026	+ 0.723	16:35:31.465
5 -	1:46.495	+ 4.192	16:15:51.244	16 -	1:44.696	+ 2.393	16:37:16.161
6 -	1:45.444	+ 3.141	16:17:36.688	17 -	1:43.383	+ 1.080	16:38:59.544
7 -	1:44.756	+ 2.453	16:19:21.444	18 -	1:45.144	+ 2.841	16:40:44.688
8 -	2:29.605	+ 47.302	16:21:51.049	19 -	1:45.057	+ 2.754	16:42:29.745
9 -	1:49.515	+ 7.212	16:23:40.564	20 -	1:42.303		16:44:12.048
10 -	1:53.734	+ 11.431	16:25:34.298	21 -	1:43.413	+ 1.110	16:45:55.461
11 -	1:52.350 P	+ 10.047	16:27:26.648	22 -	1:42.545	+ 0.242	16:47:38.006
23	Jay WHEALS			HM Rover SDI			
1 -	1:41.189	+ 6.237	16:08:30.189	4 -	1:36.457	+ 1.505	16:13:20.167
2 -	1:37.415	+ 2.463	16:10:07.604	5 -	1:35.282	+ 0.330	16:14:55.449
3 -	1:36.106	+ 1.154	16:11:43.710	6 -	1:34.952		16:16:30.401
27	John WILSON			M MGB GT V8			
1 -	2:43.366	+ 1:08.594	16:09:32.366	13 -	3:14.536	+ 1:39.764	16:31:36.991
2 -	1:43.078	+ 8.306	16:11:15.444	14 -	1:40.722	+ 5.950	16:33:17.713
3 -	1:42.132	+ 7.360	16:12:57.576	15 -	1:38.727	+ 3.955	16:34:56.440
4 -	1:41.984	+ 7.212	16:14:39.560	16 -	1:38.777	+ 4.005	16:36:35.217
5 -	1:49.236	+ 14.464	16:16:28.796	17 -	1:38.724	+ 3.952	16:38:13.941
6 -	1:43.520	+ 8.748	16:18:12.316	18 -	1:37.448	+ 2.676	16:39:51.389
7 -	1:39.867	+ 5.095	16:19:52.183	19 -	1:37.074	+ 2.302	16:41:28.463
8 -	1:40.385	+ 5.613	16:21:32.568	20 -	1:36.954	+ 2.182	16:43:05.417
9 -	1:40.332	+ 5.560	16:23:12.900	21 -	1:36.436	+ 1.664	16:44:41.853
10 -	1:44.322	+ 9.550	16:24:57.222	22 -	1:34.772		16:46:16.625
11 -	1:44.289	+ 9.517	16:26:41.511	23 -	1:35.350	+ 0.578	16:47:51.975
12 -	1:40.944 P	+ 6.172	16:28:22.455				
28	Wayne LANGRIDGE			F Ford Mustang			
1 -	2:05.399	+ 19.401	16:08:54.399	12 -	1:48.657	+ 2.659	16:31:08.523
2 -	1:54.881	+ 8.883	16:10:49.280	13 -	1:50.007	+ 4.009	16:32:58.530
3 -	1:53.525	+ 7.527	16:12:42.805	14 -	1:49.993	+ 3.995	16:34:48.523
4 -	1:52.252	+ 6.254	16:14:35.057	15 -	1:50.535	+ 4.537	16:36:39.058
5 -	1:52.763	+ 6.765	16:16:27.820	16 -	1:48.957	+ 2.959	16:38:28.015
6 -	2:07.918	+ 21.920	16:18:35.738	17 -	1:48.015	+ 2.017	16:40:16.030
7 -	1:50.988	+ 4.990	16:20:26.726	18 -	1:47.572	+ 1.574	16:42:03.602
8 -	1:51.481	+ 5.483	16:22:18.207	19 -	1:46.003	+ 0.005	16:43:49.605
9 -	1:54.293	+ 8.295	16:24:12.500	20 -	1:45.998		16:45:35.603
10 -	2:05.817 P	+ 19.819	16:26:18.317	21 -	1:46.437	+ 0.439	16:47:22.040

Weather / Track : Showers at the start / Drying track at the end

Donington Park National
Circuit Length = 1.9791 miles
Start: 16:06 End: 16:48

Historic V8 Racers Association

RACE 5 - LAP ANALYSIS

11 -	3:01.549	+ 1:15.551	16:29:19.866				
41	Tristan BRADFIELD M Sunbeam Tiger						
1 -	1:55.876	+ 17.183	16:08:44.876	12 -	1:43.486 P	+ 4.793	16:30:32.742
2 -	1:46.748	+ 8.055	16:10:31.624	13 -	2:50.342	+ 1:11.649	16:33:23.084
3 -	1:47.889	+ 9.196	16:12:19.513	14 -	1:40.744	+ 2.051	16:35:03.828
4 -	1:46.398	+ 7.705	16:14:05.911	15 -	1:42.222	+ 3.529	16:36:46.050
5 -	1:45.354	+ 6.661	16:15:51.265	16 -	1:42.597	+ 3.904	16:38:28.647
6 -	1:44.676	+ 5.983	16:17:35.941	17 -	1:40.613	+ 1.920	16:40:09.260
7 -	1:41.575	+ 2.882	16:19:17.516	18 -	1:41.777	+ 3.084	16:41:51.037
8 -	1:40.470	+ 1.777	16:20:57.986	19 -	1:40.748	+ 2.055	16:43:31.785
9 -	3:16.292 P	+ 1:37.599	16:24:14.278	20 -	1:39.390	+ 0.697	16:45:11.175
10 -	2:52.305	+ 1:13.612	16:27:06.583	21 -	1:41.376	+ 2.683	16:46:52.551
11 -	1:42.673	+ 3.980	16:28:49.256	22 -	1:38.693		16:48:31.244
55	SMITH / MARSHALL HM Aston Martin DBS V8						
1 -	1:37.874	+ 5.351	16:08:26.874	11 -	1:35.479 P	+ 2.956	16:24:07.257
2 -	1:36.642	+ 4.119	16:10:03.516	12 -	3:19.591	+ 1:47.068	16:27:26.848
3 -	1:34.296	+ 1.773	16:11:37.812	13 -	1:36.318	+ 3.795	16:29:03.166
4 -	1:33.750	+ 1.227	16:13:11.562	14 -	1:34.898	+ 2.375	16:30:38.064
5 -	1:33.133	+ 0.610	16:14:44.695	15 -	1:34.457	+ 1.934	16:32:12.521
6 -	1:35.600	+ 3.077	16:16:20.295	16 -	1:36.182	+ 3.659	16:33:48.703
7 -	1:32.938	+ 0.415	16:17:53.233	17 -	1:35.832	+ 3.309	16:35:24.535
8 -	1:32.523		16:19:25.756	18 -	1:34.602	+ 2.079	16:36:59.137
9 -	1:33.151	+ 0.628	16:20:58.907	19 -	1:35.121	+ 2.598	16:38:34.258
10 -	1:32.871	+ 0.348	16:22:31.778				
82	JAMES / RILEY F MGB V 8						
1 -	1:55.082	+ 16.043	16:08:44.082	12 -	1:50.002	+ 10.963	16:27:27.445
2 -	1:46.342	+ 7.303	16:10:30.424	13 -	1:41.894 P	+ 2.855	16:29:09.339
3 -	1:41.969	+ 2.930	16:12:12.393	14 -	3:29.962	+ 1:50.923	16:32:39.301
4 -	1:41.751	+ 2.712	16:13:54.144	15 -	1:52.830	+ 13.791	16:34:32.131
5 -	1:40.791	+ 1.752	16:15:34.935	16 -	1:52.336	+ 13.297	16:36:24.467
6 -	1:39.625	+ 0.586	16:17:14.560	17 -	1:54.545	+ 15.506	16:38:19.012
7 -	1:39.124	+ 0.085	16:18:53.684	18 -	1:49.922	+ 10.883	16:40:08.934
8 -	1:39.039		16:20:32.723	19 -	1:47.062	+ 8.023	16:41:55.996
9 -	1:39.447	+ 0.408	16:22:12.170	20 -	1:48.882	+ 9.843	16:43:44.878
10 -	1:40.535	+ 1.496	16:23:52.705	21 -	1:49.662	+ 10.623	16:45:34.540
11 -	1:44.738	+ 5.699	16:25:37.443	22 -	1:47.061	+ 8.022	16:47:21.601
88	COOKE / COOKE M Aston Martin						
1 -	2:20.069	+ 35.407	16:09:09.069	12 -	3:37.325	+ 1:52.663	16:31:06.265
2 -	1:53.533	+ 8.871	16:11:02.602	13 -	1:56.908	+ 12.246	16:33:03.173
3 -	1:50.318	+ 5.656	16:12:52.920	14 -	1:53.757	+ 9.095	16:34:56.930
4 -	1:48.675	+ 4.013	16:14:41.595	15 -	1:52.062	+ 7.400	16:36:48.992
5 -	1:52.389	+ 7.727	16:16:33.984	16 -	1:54.102	+ 9.440	16:38:43.094
6 -	1:51.304	+ 6.642	16:18:25.288	17 -	1:53.128	+ 8.466	16:40:36.222
7 -	1:45.652	+ 0.990	16:20:10.940	18 -	1:53.329	+ 8.667	16:42:29.551
8 -	1:44.662		16:21:55.602	19 -	1:55.819	+ 11.157	16:44:25.370
9 -	1:46.679	+ 2.017	16:23:42.281	20 -	1:50.489	+ 5.827	16:46:15.859
10 -	1:53.633	+ 8.971	16:25:35.914	21 -	1:50.017	+ 5.355	16:48:05.876
11 -	1:53.026 P	+ 8.364	16:27:28.940				
93	David SMALLRIDGE HM Sunbeam Tiger						
1 -	1:45.627	+ 15.994	16:08:34.627	14 -	1:34.064	+ 4.431	16:31:37.868
2 -	1:39.889	+ 10.256	16:10:14.516	15 -	1:32.705	+ 3.072	16:33:10.573
3 -	1:37.289	+ 7.656	16:11:51.805	16 -	1:32.397	+ 2.764	16:34:42.970
4 -	1:36.737	+ 7.104	16:13:28.542	17 -	1:32.024	+ 2.391	16:36:14.994
5 -	1:36.455	+ 6.822	16:15:04.997	18 -	1:31.906	+ 2.273	16:37:46.900
6 -	1:35.442	+ 5.809	16:16:40.439	19 -	1:31.380	+ 1.747	16:39:18.280
7 -	1:40.947	+ 11.314	16:18:21.386	20 -	1:30.817	+ 1.184	16:40:49.097
8 -	1:36.509	+ 6.876	16:19:57.895	21 -	1:30.943	+ 1.310	16:42:20.040
9 -	1:34.874	+ 5.241	16:21:32.769	22 -	1:29.633		16:43:49.673

Weather / Track : Showers at the start / Drying track at the end

Donington Park National
Circuit Length = 1.9791 miles
Start: 16:06 End: 16:48

Historic V8 Racers Association

RACE 5 - LAP ANALYSIS

10 -	1:36.971	+ 7.338	16:23:09.740	23 -	1:31.389	+ 1.756	16:45:21.062
11 -	1:47.893 P	+ 18.260	16:24:57.633	24 -	1:33.147	+ 3.514	16:46:54.209
12 -	3:33.716	+ 2:04.083	16:28:31.349	25 -	1:31.231	+ 1.598	16:48:25.440
13 -	1:32.455	+ 2.822	16:30:03.804				
99	Simon JAMES M Sunbeam Tiger						
1 -	1:56.820	+ 16.925	16:08:45.820	13 -	1:42.748	+ 2.853	16:31:29.423
2 -	1:48.312	+ 8.417	16:10:34.132	14 -	1:43.096	+ 3.201	16:33:12.519
3 -	1:48.008	+ 8.113	16:12:22.140	15 -	1:41.259	+ 1.364	16:34:53.778
4 -	1:48.166	+ 8.271	16:14:10.306	16 -	1:41.919	+ 2.024	16:36:35.697
5 -	1:43.935	+ 4.040	16:15:54.241	17 -	1:39.895		16:38:15.592
6 -	1:44.188	+ 4.293	16:17:38.429	18 -	1:39.929	+ 0.034	16:39:55.521
7 -	1:44.803	+ 4.908	16:19:23.232	19 -	1:40.263	+ 0.368	16:41:35.784
8 -	1:46.006	+ 6.111	16:21:09.238	20 -	1:49.242	+ 9.347	16:43:25.026
9 -	1:45.818	+ 5.923	16:22:55.056	21 -	1:41.493	+ 1.598	16:45:06.519
10 -	1:46.011	+ 6.116	16:24:41.067	22 -	1:40.176	+ 0.281	16:46:46.695
11 -	1:57.132 P	+ 17.237	16:26:38.199	23 -	1:40.464	+ 0.569	16:48:27.159
12 -	3:08.476	+ 1:28.581	16:29:46.675				
111	YOUNG / PERRYMAN F Corvette						
1 -	1:46.961	+ 5.292	16:08:35.961	3 -	1:45.262 P	+ 3.593	16:12:02.892
2 -	1:41.669		16:10:17.630				
114	Zoe NORTH HM Sunbeam Tiger						
1 -	1:39.081	+ 9.099	16:08:28.081	14 -	1:30.994	+ 1.012	16:30:09.720
2 -	1:34.085	+ 4.103	16:10:02.166	15 -	1:32.018	+ 2.036	16:31:41.738
3 -	1:32.421	+ 2.439	16:11:34.587	16 -	1:31.180	+ 1.198	16:33:12.918
4 -	1:31.444	+ 1.462	16:13:06.031	17 -	1:31.287	+ 1.305	16:34:44.205
5 -	1:32.912	+ 2.930	16:14:38.943	18 -	1:31.447	+ 1.465	16:36:15.652
6 -	1:32.888	+ 2.906	16:16:11.831	19 -	1:30.716	+ 0.734	16:37:46.368
7 -	1:31.891	+ 1.909	16:17:43.722	20 -	1:29.982		16:39:16.350
8 -	1:34.558	+ 4.576	16:19:18.280	21 -	1:30.853	+ 0.871	16:40:47.203
9 -	1:32.706	+ 2.724	16:20:50.986	22 -	1:33.392	+ 3.410	16:42:20.595
10 -	1:32.907	+ 2.925	16:22:23.893	23 -	1:30.539	+ 0.557	16:43:51.134
11 -	1:39.712 P	+ 9.730	16:24:03.605	24 -	1:33.056	+ 3.074	16:45:24.190
12 -	3:03.424	+ 1:33.442	16:27:07.029	25 -	1:32.848	+ 2.866	16:46:57.038
13 -	1:31.697	+ 1.715	16:28:38.726				
123	FIDLES / COCHRANE HM Sunbeam Tiger						
1 -	1:36.680	+ 4.764	16:08:25.680	14 -	1:32.285	+ 0.369	16:29:26.617
2 -	1:35.251	+ 3.335	16:10:00.931	15 -	1:38.453	+ 6.537	16:31:05.070
3 -	1:36.128	+ 4.212	16:11:37.059	16 -	1:33.433	+ 1.517	16:32:38.503
4 -	1:33.921	+ 2.005	16:13:10.980	17 -	1:31.916		16:34:10.419
5 -	1:32.938	+ 1.022	16:14:43.918	18 -	1:33.590 P	+ 1.674	16:35:44.009
6 -	1:35.633	+ 3.717	16:16:19.551	19 -	3:01.462	+ 1:29.546	16:38:45.471
7 -	1:35.008	+ 3.092	16:17:54.559	20 -	1:37.611	+ 5.695	16:40:23.082
8 -	1:35.414	+ 3.498	16:19:29.973	21 -	1:37.490	+ 5.574	16:42:00.572
9 -	1:35.342	+ 3.426	16:21:05.315	22 -	1:36.392	+ 4.476	16:43:36.964
10 -	1:36.932	+ 5.016	16:22:42.247	23 -	1:36.571	+ 4.655	16:45:13.535
11 -	1:36.733	+ 4.817	16:24:18.980	24 -	1:35.429	+ 3.513	16:46:48.964
12 -	2:00.648	+ 28.732	16:26:19.628	25 -	1:36.096	+ 4.180	16:48:25.060
13 -	1:34.704	+ 2.788	16:27:54.332				
165	Simon LANE HM Chevy Camaro						
1 -	1:52.858	+ 13.874	16:08:41.858	6 -	1:44.801	+ 5.817	16:17:37.780
2 -	1:45.392	+ 6.408	16:10:27.250	7 -	1:42.708	+ 3.724	16:19:20.488
3 -	1:53.522	+ 14.538	16:12:20.772	8 -	1:38.984		16:20:59.472
4 -	1:46.033	+ 7.049	16:14:06.805	9 -	2:05.728 P	+ 26.744	16:23:05.200
5 -	1:46.174	+ 7.190	16:15:52.979				
177	Paul DOLAN F TR7 V8						
1 -	1:54.920	+ 17.926	16:08:43.920	13 -	1:41.806	+ 4.812	16:30:50.495
2 -	1:43.396	+ 6.402	16:10:27.316	14 -	1:41.357	+ 4.363	16:32:31.852

Weather / Track : Showers at the start / Drying track at the end

Donington Park National
Circuit Length = 1.9791 miles
Start: 16:06 End: 16:48

Historic V8 Racers Association

RACE 5 - LAP ANALYSIS

3 -	1:56.183	+ 19.189	16:12:23.499	15 -	1:42.402	+ 5.408	16:34:14.254
4 -	1:45.027	+ 8.033	16:14:08.526	16 -	1:39.868	+ 2.874	16:35:54.122
5 -	1:43.439	+ 6.445	16:15:51.965	17 -	1:42.065	+ 5.071	16:37:36.187
6 -	1:40.623	+ 3.629	16:17:32.588	18 -	1:41.910	+ 4.916	16:39:18.097
7 -	1:40.957	+ 3.963	16:19:13.545	19 -	1:38.462	+ 1.468	16:40:56.559
8 -	1:40.928	+ 3.934	16:20:54.473	20 -	1:38.438	+ 1.444	16:42:34.997
9 -	1:40.692	+ 3.698	16:22:35.165	21 -	1:40.370	+ 3.376	16:44:15.367
10 -	1:42.703	+ 5.709	16:24:17.868	22 -	1:36.994		16:45:52.361
11 -	2:01.710 P	+ 24.716	16:26:19.578	23 -	1:38.667	+ 1.673	16:47:31.028
12 -	2:49.111	+ 1:12.117	16:29:08.689				
651	Alan COLLETT			F	Iso Revolter GT		
1 -	2:06.759	+ 16.512	16:08:55.759	11 -	2:12.311 P	+ 22.064	16:28:46.887
2 -	1:55.072	+ 4.825	16:10:50.831	12 -	3:08.380	+ 1:18.133	16:31:55.267
3 -	1:54.227	+ 3.980	16:12:45.058	13 -	1:53.344	+ 3.097	16:33:48.611
4 -	1:52.108	+ 1.861	16:14:37.166	14 -	1:54.968	+ 4.721	16:35:43.579
5 -	1:55.747	+ 5.500	16:16:32.913	15 -	1:53.084	+ 2.837	16:37:36.663
6 -	2:06.956	+ 16.709	16:18:39.869	16 -	1:53.074	+ 2.827	16:39:29.737
7 -	1:51.225	+ 0.978	16:20:31.094	17 -	1:53.627	+ 3.380	16:41:23.364
8 -	2:07.538	+ 17.291	16:22:38.632	18 -	1:54.783	+ 4.536	16:43:18.147
9 -	1:57.060	+ 6.813	16:24:35.692	19 -	1:50.247		16:45:08.394
10 -	1:58.884	+ 8.637	16:26:34.576	20 -	1:51.876	+ 1.629	16:47:00.270
711	Chaz MALLARD			HM	Camaro		
1 -	1:53.959	+ 13.226	16:08:42.959	12 -	1:41.405	+ 0.672	16:28:01.030
2 -	1:48.119	+ 7.386	16:10:31.078	13 -	1:41.177 P	+ 0.444	16:29:42.207
3 -	1:48.022	+ 7.289	16:12:19.100	14 -	3:15.192	+ 1:34.459	16:32:57.399
4 -	1:46.345	+ 5.612	16:14:05.445	15 -	1:45.682	+ 4.949	16:34:43.081
5 -	1:44.495	+ 3.762	16:15:49.940	16 -	1:43.451	+ 2.718	16:36:26.532
6 -	1:41.838	+ 1.105	16:17:31.778	17 -	1:49.259	+ 8.526	16:38:15.791
7 -	1:40.733		16:19:12.511	18 -	1:46.255	+ 5.522	16:40:02.046
8 -	1:41.688	+ 0.955	16:20:54.199	19 -	1:45.415	+ 4.682	16:41:47.461
9 -	1:41.899	+ 1.166	16:22:36.098	20 -	1:45.210	+ 4.477	16:43:32.671
10 -	1:41.853	+ 1.120	16:24:17.951	21 -	1:43.682	+ 2.949	16:45:16.353
11 -	2:01.674	+ 20.941	16:26:19.625	22 -	1:44.824	+ 4.091	16:47:01.177

Weather / Track : Showers at the start / Drying track at the end

Donington Park National
Circuit Length = 1.9791 miles
Start: 16:06 End: 16:48

AMOC '50s Sports Cars

QUALIFYING - RACE 4 - CLASSIFICATION

POS	NO	CL	NAME	ENTRY	TIME	ON	LAPS	GAP	DIFF	MPH
1	11	6	Oliver BRYANT	Lotus 15	1:20.200	8	8			88.83
2	17	5	Nick NAISMITH	Aston Martin DB4	1:25.833	4	9	5.633	5.633	83.00
3	77	5	Martin BREWER	Aston Martin DB4	1:28.362	4	10	8.162	2.529	80.63
4	25	4	Steve HART	Maserati 300 S	1:28.686	8	10	8.486	0.324	80.33
5	39	3	Richard PLANT	Morgan Plus 4	1:29.030	9	10	8.830	0.344	80.02
6	90	5	Alan HUDD	Aston Martin DB4	1:30.117	2	10	9.917	1.087	79.05
7	15	C	John BURTON	Jaguar XK120	1:31.049	8	10	10.849	0.932	78.25
8	66	B	Kevin ZWOLINSKI	Jaguar XK140 FHC	1:33.684	7	9	13.484	2.635	76.04
9	84	A	John DAVIES ROBERTS	Jaguar XK140	1:34.704	3	10	14.504	1.020	75.23
10	2	C	Chris KEITH-LUCAS	Jaguar XK 120	1:34.807	5	9	14.607	0.103	75.14
11	27	3	Mark HOBLE	Morgan Plus 4	1:36.512	2	3	16.312	1.705	73.82
12	24	3	James WILMOT-SMITH	Austin Healey 100	1:36.736	8	9	16.536	0.224	73.65
13	22	6	Neil PERKINS	RGS Sports Racer	1:37.088	9	9	16.888	0.352	73.38
14	168	3	Andrew DIXEY	Austin Healey 100	1:38.290	9	9	18.090	1.202	72.48
15	53	4	Anne REED	Aston Martin DB2	1:39.719	4	5	19.519	1.429	71.44
16	122	4	Siamak SIASSI	Jaguar C Type	1:39.867	4	5	19.667	0.148	71.34
17	29	2	Andrew MITCHELL	Bristol Special	1:40.177	9	9	19.977	0.310	71.12
18	40	C	Claire KEITH-LUCAS	Jaguar XK 150S	1:40.823	8	9	20.623	0.646	70.66
19	23	C	Graham LOVE	Jaguar MK VII	1:42.244	6	9	22.044	1.421	69.68
20	114	3	Kerry WILSON	Aston Martin DB2/4	1:47.593	5	8	27.393	5.349	66.21
21	42	3	Graham BARKER	Aston Martin DB2/4 Mk I	1:52.882	4	8	32.682	5.289	63.11

Car 122 please fit timing transponder

Weather / Track : Cloudy / Dry

These results are provisional until the conclusion of any judicial and technical matters.

Donington Park National
Circuit Length = 1.9791 miles
Start: 10:34 End: 10:53

Clerk of Course :		Timekeeper :
-------------------	--	--------------

AMOC '50s Sports Cars

QUALIFYING - RACE 4 - LAP ANALYSIS

2	Chris KEITH-LUCAS		C Jaguar XK 120				
1 -	1:54.428	+ 19.621	10:37:43.245	6 -	1:35.268	+ 0.461	10:46:01.858
2 -	1:43.981	+ 9.174	10:39:27.226	7 -	1:35.186	+ 0.379	10:47:37.044
3 -	1:43.095	+ 8.288	10:41:10.321	8 -	1:35.372	+ 0.565	10:49:12.416
4 -	1:41.462	+ 6.655	10:42:51.783	9 -	1:37.778	+ 2.971	10:50:50.194
5 -	1:34.807		10:44:26.590				
11	Oliver BRYANT		6 Lotus 15				
1 -	1:41.984	+ 21.784	10:37:34.694	5 -	4:58.454	+ 3:38.254	10:46:52.363
2 -	1:28.675	+ 8.475	10:39:03.369	6 -	1:20.826	+ 0.626	10:48:13.189
3 -	1:22.577	+ 2.377	10:40:25.946	7 -	1:27.994	+ 7.794	10:49:41.183
4 -	1:27.963 P	+ 7.763	10:41:53.909	8 -	1:20.200		10:51:01.383
15	John BURTON		C Jaguar XK120				
1 -	1:47.477	+ 16.428	10:37:33.954	6 -	1:31.128	+ 0.079	10:45:20.921
2 -	1:37.502	+ 6.453	10:39:11.456	7 -	1:31.052	+ 0.003	10:46:51.973
3 -	1:33.873	+ 2.824	10:40:45.329	8 -	1:31.049		10:48:23.022
4 -	1:33.087	+ 2.038	10:42:18.416	9 -	1:31.116	+ 0.067	10:49:54.138
5 -	1:31.377	+ 0.328	10:43:49.793	10 -	1:33.362	+ 2.313	10:51:27.500
17	Nick NAISMITH		5 Aston Martin DB4				
1 -	1:33.490	+ 7.657	10:37:11.551	6 -	1:34.218	+ 8.385	10:44:36.515
2 -	1:27.919	+ 2.086	10:38:39.470	7 -	1:26.876	+ 1.043	10:46:03.391
3 -	1:27.148	+ 1.315	10:40:06.618	8 -	1:26.966	+ 1.133	10:47:30.357
4 -	1:25.833		10:41:32.451	9 -	1:35.454 P	+ 9.621	10:49:05.811
5 -	1:29.846	+ 4.013	10:43:02.297				
22	Neil PERKINS		6 RGS Sports Racer				
1 -	1:52.824	+ 15.736	10:37:46.399	6 -	1:39.778	+ 2.690	10:46:29.926
2 -	1:47.983	+ 10.895	10:39:34.382	7 -	1:38.614	+ 1.526	10:48:08.540
3 -	1:47.045	+ 9.957	10:41:21.427	8 -	1:40.708	+ 3.620	10:49:49.248
4 -	1:46.392	+ 9.304	10:43:07.819	9 -	1:37.088		10:51:26.336
5 -	1:42.329	+ 5.241	10:44:50.148				
23	Graham LOVE		C Jaguar MK VII				
1 -	1:53.284	+ 11.040	10:37:40.167	6 -	1:42.244		10:46:20.148
2 -	1:43.743	+ 1.499	10:39:23.910	7 -	1:43.419	+ 1.175	10:48:03.567
3 -	1:45.497	+ 3.253	10:41:09.407	8 -	1:45.114	+ 2.870	10:49:48.681
4 -	1:44.281	+ 2.037	10:42:53.688	9 -	1:44.854	+ 2.610	10:51:33.535
5 -	1:44.216	+ 1.972	10:44:37.904				
24	James WILMOT-SMITH		3 Austin Healey 100				
1 -	1:48.462	+ 11.726	10:37:29.541	6 -	1:39.079	+ 2.343	10:45:50.353
2 -	1:45.341	+ 8.605	10:39:14.882	7 -	1:37.945	+ 1.209	10:47:28.298
3 -	1:38.609	+ 1.873	10:40:53.491	8 -	1:36.736		10:49:05.034
4 -	1:39.332	+ 2.596	10:42:32.823	9 -	1:38.022	+ 1.286	10:50:43.056
5 -	1:38.451	+ 1.715	10:44:11.274				
25	Steve HART		4 Maserati 300 S				
1 -	1:45.059	+ 16.373	10:37:36.564	6 -	1:29.997	+ 1.311	10:45:13.113
2 -	1:35.003	+ 6.317	10:39:11.567	7 -	1:31.159	+ 2.473	10:46:44.272
3 -	1:30.418	+ 1.732	10:40:41.985	8 -	1:28.686		10:48:12.958
4 -	1:30.463	+ 1.777	10:42:12.448	9 -	1:31.241	+ 2.555	10:49:44.199
5 -	1:30.668	+ 1.982	10:43:43.116	10 -	1:30.611	+ 1.925	10:51:14.810
27	Mark HOBLE		3 Morgan Plus 4				
1 -	1:53.523	+ 17.011	10:37:43.637	3 -	1:44.324 P	+ 7.812	10:41:04.473
2 -	1:36.512		10:39:20.149				
29	Andrew MITCHELL		2 Bristol Special				
1 -	1:56.463	+ 16.286	10:37:36.159	6 -	1:41.288	+ 1.111	10:46:20.506

Car 122 please fit timing transponder

Weather / Track : Cloudy / Dry

Donington Park National
Circuit Length = 1.9791 miles
Start: 10:34 End: 10:53

AMOC '50s Sports Cars

QUALIFYING - RACE 4 - LAP ANALYSIS

2 -	1:46.706	+ 6.529	10:39:22.865	7 -	1:40.412	+ 0.235	10:48:00.918
3 -	1:46.424	+ 6.247	10:41:09.289	8 -	1:43.113	+ 2.936	10:49:44.031
4 -	1:49.645	+ 9.468	10:42:58.934	9 -	1:40.177		10:51:24.208
5 -	1:40.284	+ 0.107	10:44:39.218				
39	Richard PLANT		3	Morgan Plus 4			
1 -	1:40.347	+ 11.317	10:37:11.295	6 -	1:30.281	+ 1.251	10:44:45.093
2 -	1:32.823	+ 3.793	10:38:44.118	7 -	1:35.464	+ 6.434	10:46:20.557
3 -	1:30.455	+ 1.425	10:40:14.573	8 -	1:29.061	+ 0.031	10:47:49.618
4 -	1:30.221	+ 1.191	10:41:44.794	9 -	1:29.030		10:49:18.648
5 -	1:30.018	+ 0.988	10:43:14.812	10 -	1:31.403	+ 2.373	10:50:50.051
40	Claire KEITH-LUCAS		C	Jaguar XK 150S			
1 -	1:55.724	+ 14.901	10:37:33.496	6 -	1:41.924	+ 1.101	10:46:18.535
2 -	1:48.562	+ 7.739	10:39:22.058	7 -	1:41.871	+ 1.048	10:48:00.406
3 -	1:45.863	+ 5.040	10:41:07.921	8 -	1:40.823		10:49:41.229
4 -	1:45.219	+ 4.396	10:42:53.140	9 -	1:41.064	+ 0.241	10:51:22.293
5 -	1:43.471	+ 2.648	10:44:36.611				
42	Graham BARKER		3	Aston Martin DB2/4 Mk I			
1 -	1:58.089	+ 5.207	10:37:42.725	5 -	1:55.255	+ 2.373	10:45:18.442
2 -	1:53.830	+ 0.948	10:39:36.555	6 -	1:52.951	+ 0.069	10:47:11.393
3 -	1:53.750	+ 0.868	10:41:30.305	7 -	1:53.874	+ 0.992	10:49:05.267
4 -	1:52.882		10:43:23.187	8 -	1:56.552 P	+ 3.670	10:51:01.819
53	Anne REED		4	Aston Martin DB2			
1 -	1:53.760	+ 14.041	10:37:28.290	4 -	1:39.719		10:43:28.361
2 -	1:46.563 P	+ 6.844	10:39:14.853	5 -	1:47.405 P	+ 7.686	10:45:15.766
3 -	2:33.789	+ 54.070	10:41:48.642				
66	Kevin ZWOLINSKI		B	Jaguar XK140 FHC			
1 -	1:55.041	+ 21.357	10:37:38.841	6 -	1:34.919	+ 1.235	10:46:06.257
2 -	1:48.751	+ 15.067	10:39:27.592	7 -	1:33.684		10:47:39.941
3 -	1:51.349	+ 17.665	10:41:18.941	8 -	1:33.870	+ 0.186	10:49:13.811
4 -	1:36.275	+ 2.591	10:42:55.216	9 -	1:34.806	+ 1.122	10:50:48.617
5 -	1:36.122	+ 2.438	10:44:31.338				
77	Martin BREWER		5	Aston Martin DB4			
1 -	1:46.177	+ 17.815	10:37:38.007	6 -	1:28.762	+ 0.400	10:45:09.250
2 -	1:35.395	+ 7.033	10:39:13.402	7 -	1:30.770	+ 2.408	10:46:40.020
3 -	1:30.132	+ 1.770	10:40:43.534	8 -	1:29.823	+ 1.461	10:48:09.843
4 -	1:28.362		10:42:11.896	9 -	1:32.788	+ 4.426	10:49:42.631
5 -	1:28.592	+ 0.230	10:43:40.488	10 -	1:31.853 P	+ 3.491	10:51:14.484
84	John DAVIES ROBERTS		A	Jaguar XK140			
1 -	1:42.431	+ 7.727	10:37:10.794	6 -	1:36.843	+ 2.139	10:45:10.994
2 -	1:37.251	+ 2.547	10:38:48.045	7 -	1:35.950	+ 1.246	10:46:46.944
3 -	1:34.704		10:40:22.749	8 -	1:35.755	+ 1.051	10:48:22.699
4 -	1:35.099	+ 0.395	10:41:57.848	9 -	1:35.898	+ 1.194	10:49:58.597
5 -	1:36.303	+ 1.599	10:43:34.151	10 -	1:35.748	+ 1.044	10:51:34.345
90	Alan HUDD		5	Aston Martin DB4			
1 -	1:43.417	+ 13.300	10:37:27.993	6 -	1:34.246	+ 4.129	10:45:07.156
2 -	1:30.117		10:38:58.110	7 -	1:33.851	+ 3.734	10:46:41.007
3 -	1:31.632	+ 1.515	10:40:29.742	8 -	1:30.812	+ 0.695	10:48:11.819
4 -	1:31.170	+ 1.053	10:42:00.912	9 -	1:36.625	+ 6.508	10:49:48.444
5 -	1:31.998	+ 1.881	10:43:32.910	10 -	1:34.062	+ 3.945	10:51:22.506
114	Kerry WILSON		3	Aston Martin DB2/4			
1 -	1:55.683	+ 8.090	10:37:45.673	5 -	1:47.593		10:45:01.264
2 -	1:50.272	+ 2.679	10:39:35.945	6 -	1:48.134	+ 0.541	10:46:49.398
3 -	1:48.869	+ 1.276	10:41:24.814	7 -	1:48.279	+ 0.686	10:48:37.677

Car 122 please fit timing transponder

Weather / Track : Cloudy / Dry

Donington Park National
Circuit Length = 1.9791 miles
Start: 10:34 End: 10:53

AMOC '50s Sports Cars

QUALIFYING - RACE 4 - LAP ANALYSIS

4 -	1:48.857	+ 1.264	10:43:13.671	8 -	1:47.715	+ 0.122	10:50:25.392
122	Siamak SIASSI			4	Jaguar C Type		
1 -	1:56.768	+ 16.901	10:37:43.661	4 -	1:39.867		10:49:42.918
2 -	8:38.202	+ 6:58.335	10:46:21.863	5 -	1:41.289	+ 1.422	10:51:24.207
3 -	1:41.188	+ 1.321	10:48:03.051				
168	Andrew DIXEY			3	Austin Healey 100		
1 -	1:54.097	+ 15.807	10:37:37.207	6 -	1:41.348	+ 3.058	10:46:22.592
2 -	1:48.038	+ 9.748	10:39:25.245	7 -	1:41.565	+ 3.275	10:48:04.157
3 -	1:47.149	+ 8.859	10:41:12.394	8 -	1:45.679	+ 7.389	10:49:49.836
4 -	1:44.826	+ 6.536	10:42:57.220	9 -	1:38.290		10:51:28.126
5 -	1:44.024	+ 5.734	10:44:41.244				


Car 122 please fit timing transponder

Weather / Track : Cloudy / Dry

Donington Park National
Circuit Length = 1.9791 miles
Start: 10:34 End: 10:53

AMOC '50s Sports Cars

RACE 4 - GRID

ROW 11	1:52.882 42 Graham BARKER		
ROW 10		1:42.244 23 Graham LOVE	1:47.593 114 Kerry WILSON
ROW 9	1:40.177 29 Andrew MITCHELL		1:40.823 40 Claire KEITH-LUCAS
ROW 8		1:39.719 53 Anne REED	1:39.867 122 Siamak SIASSI
ROW 7	1:37.088 22 Neil PERKINS		1:38.290 168 Andrew DIXEY
ROW 6		1:36.512 27 Mark HOBLE	1:36.736 24 James WILMOT-SMITH
ROW 5	1:34.704 84 John DAVIES ROBERTS		1:34.807 2 Chris KEITH-LUCAS
ROW 4		1:31.049 15 John BURTON	1:33.684 66 Kevin ZWOLINSKI
ROW 3	1:29.030 39 Richard PLANT		1:30.117 90 Alan HUDD
ROW 2		1:28.362 77 Martin BREWER	1:28.686 25 Steve HART
ROW 1	1:20.200 11 Oliver BRYANT		1:25.833 17 Nick NAISMITH
Pole			
			

Donington Park National
Circuit Length = 1.9791 miles

These results are provisional until the conclusion of any judicial and technical matters.

Clerk of Course :		Timekeeper :
-------------------	--	--------------

AMOC '50s Sports Cars

RACE 4 - CLASSIFICATION

POS	NO	CL	NAME	ENTRY	LAPS	TIME	GAP	DIFF	MPH	BEST	ON
1	11	6	Oliver BRYANT	Lotus 15	22	31:07.886			83.91	1:20.029	14
2	77	5	Martin BREWER	Aston Martin DB4	21	31:11.167	1 lap	1 lap	79.95	1:26.554	19
3	17	5	Nick NAISMITH	Aston Martin DB4	21	31:12.345	1 lap	1.178	79.90	1:26.351	17
4	25	4	Steve HART	Maserati 300 S	21	32:15.728	1 lap	1:03.383	77.29	1:29.676	16
5	90	5	Alan HUDD	Aston Martin DB4	21	32:31.011	1 lap	15.283	76.68	1:30.262	14
6	15	C	John BURTON	Jaguar XK120	20	31:09.658	2 laps	1 lap	76.21	1:29.628	11
7	27	3	Mark HOBLE	Morgan Plus 4	20	31:18.835	2 laps	9.177	75.84	1:31.522	14
8	2	C	Chris KEITH-LUCAS	Jaguar XK 120	20	31:52.010	2 laps	33.175	74.52	1:31.964	12
9	66	B	Kevin ZWOLINSKI	Jaguar XK140 FHC	20	32:25.208	2 laps	33.198	73.25	1:34.104	9
10	40	C	Claire KEITH-LUCAS	Jaguar XK 150S	18	31:24.896	4 laps	2 laps	68.03	1:41.238	13
11	23	C	Graham LOVE	Jaguar MK VII	18	31:32.702	4 laps	7.806	67.75	1:41.652	12
12	122	4	Siamak SIASSI	Jaguar C Type	18	32:07.469	4 laps	34.767	66.53	1:40.761	16
13	29	2	Andrew MITCHELL	Bristol Special	17	31:25.221	5 laps	1 lap	64.24	1:45.586	15
14	114	3	Kerry WILSON	Aston Martin DB2/4	17	31:34.526	5 laps	9.305	63.93	1:47.363	9
15	42	3	Graham BARKER	Aston Martin DB2/4 Mk I	17	31:47.791	5 laps	13.265	63.48	1:46.447	14

NOT CLASSIFIED

<i>DNF</i>	84	A	John DAVIES ROBERTS	Jaguar XK140	18	29:52.557	4 laps		71.54	1:35.951	17
<i>DNF</i>	24	3	James WILMOT-SMITH	Austin Healey 100	16	27:31.276	6 laps	2 laps	69.03	1:39.237	10
<i>DNC</i>	168	3	Andrew DIXEY	Austin Healey 100	14	32:15.727	8 laps	2 laps	51.52	1:38.745	7

FASTEST LAP

11	6	Oliver BRYANT	Lotus 15	14	1:20.029	89.02 mph	143.27 kph
17	5	Nick NAISMITH	Aston Martin DB4	17	1:26.351	82.50 mph	132.78 kph
15	C	John BURTON	Jaguar XK120	11	1:29.628	79.49 mph	127.92 kph
25	4	Steve HART	Maserati 300 S	16	1:29.676	79.44 mph	127.86 kph
27	3	Mark HOBLE	Morgan Plus 4	14	1:31.522	77.84 mph	125.28 kph
66	B	Kevin ZWOLINSKI	Jaguar XK140 FHC	9	1:34.104	75.71 mph	121.84 kph
84	A	John DAVIES ROBERTS	Jaguar XK140	17	1:35.951	74.25 mph	119.49 kph
29	2	Andrew MITCHELL	Bristol Special	15	1:45.586	67.47 mph	108.59 kph

Weather / Track : Cloudy / Damp / Late shower

These results are provisional until the conclusion of any judicial and technical matters.

Donington Park National
Circuit Length = 1.9791 miles
Start: 15:03 End: 15:39

Clerk of Course :	Timekeeper :
-------------------	--------------

AMOC '50s Sports Cars

RACE 4 - LAP CHART

Lap 1			Lap 2			Lap 3			Lap 4			Lap 5		
No	Behind	Laptime	No	Behind	Laptime	No	Behind	Laptime	No	Behind	Laptime	No	Behind	Laptime
11		1:32.246	11		1:23.485	11		1:20.332	11		1:26.790	11		1:30.845
17	3.285	1:35.531	17	9.640	1:29.840	77	19.981	1:29.269	29	1 LAP	1:49.327	40	1 LAP	1:46.775
77	5.095	1:37.341	77	11.044	1:29.434	17	21.288	1:31.980	114	1 LAP	1:55.644	168	1 LAP	1:45.831
90	7.678	1:39.924	90	16.477	1:32.284	90	30.354	1:34.209	42	1 LAP	1:53.697	122	1 LAP	1:46.531
25	9.670	1:41.916	25	19.567	1:33.382	25	31.731	1:32.496	77	21.464	1:28.273	23	1 LAP	1:49.455
15	10.816	1:43.062	15	20.557	1:33.226	15	32.767	1:32.542	17	22.726	1:28.228	77	22.357	1:31.738
27	11.807	1:44.053	27	22.260	1:33.938	27	35.523	1:33.595	90	36.638	1:33.074	17	22.931	1:31.050
2	13.427	1:45.673	2	24.720	1:34.778	2	38.247	1:33.859	25	37.343	1:32.402	29	1 LAP	1:50.594
66	17.138	1:49.384	66	30.896	1:37.243	66	48.182	1:37.618	15	38.400	1:32.423	114	1 LAP	1:53.805
24	21.514	1:53.760	84	41.939	1:41.241	84	1:00.095	1:38.488	27	42.802	1:34.069	42	1 LAP	1:54.736
84	24.183	1:56.429	24	43.390	1:45.361	24	1:06.377	1:43.319	2	45.382	1:33.925	90	38.849	1:33.056
40	26.183	1:58.429	40	48.694	1:45.996	40	1:15.375	1:47.013	66	57.998	1:36.606	25	39.217	1:32.719
23	29.325	2:01.571	23	50.615	1:44.775	23	1:16.643	1:46.360	84	1:13.539	1:40.234	15	39.789	1:32.234
114	31.228	2:03.474	168	55.284	1:45.627	168	1:17.394	1:42.442	24	1:24.017	1:44.430	27	44.796	1:32.839
122	31.658	2:03.904	122	56.424	1:48.251	122	1:17.881	1:41.789				2	47.913	1:33.376
168	33.142	2:05.388	114	1:00.520	1:52.777							66	1:03.064	1:35.911
42	35.556	2:07.802	29	1:05.497	1:52.720							84	1:20.676	1:37.982
29	36.262	2:08.508	42	1:08.111	1:56.040									

Weather / Track : Cloudy / Damp / Late shower

Donington Park National
Circuit Length = 1.9791 miles
Start: 15:03 End: 15:39

AMOC '50s Sports Cars

RACE 4 - LAP CHART

Lap 6			Lap 7			Lap 8			Lap 9			Lap 10		
No	Behind	Laptime	No	Behind	Laptime	No	Behind	Laptime	No	Behind	Laptime	No	Behind	Laptime
11		1:22.348	11		1:22.396	11		1:26.986	11		1:20.730	11		1:25.710
24	1 LAP	1:44.312	84	1 LAP	1:37.323	66	1 LAP	1:37.776	2	1 LAP	1:33.708	168	2 LAPS	1:51.525 P
168	1 LAP	1:43.021	24	1 LAP	1:42.978	122	2 LAPS	1:52.912	66	1 LAP	1:35.471	27	1 LAP	1:34.829
40	1 LAP	1:47.811	77	36.512	1:28.595	114	2 LAPS	1:53.263	29	2 LAPS	1:51.417	40	2 LAPS	1:43.450
77	30.313	1:30.304	17	38.157	1:29.575	42	2 LAPS	1:50.102	122	2 LAPS	1:44.397	2	1 LAP	1:34.271
17	30.978	1:30.395	168	1 LAP	1:39.468	84	1 LAP	1:37.598	114	2 LAPS	1:47.829	23	2 LAPS	1:44.222
23	1 LAP	1:47.763	40	1 LAP	1:45.221	77	37.417	1:27.891	42	2 LAPS	1:48.664	66	1 LAP	1:34.104
90	49.696	1:33.195	23	1 LAP	1:43.495	17	38.349	1:27.178	84	1 LAP	1:37.519	122	2 LAPS	1:44.422
25	51.412	1:34.543	90	59.142	1:31.842	24	1 LAP	1:41.991	77	43.583	1:26.896	77	51.241	1:33.368
15	52.034	1:34.593	25	1:00.115	1:31.099	168	1 LAP	1:38.745	17	44.360	1:26.741	17	51.540	1:32.890
29	1 LAP	1:51.887	15	1:01.006	1:31.368	90	1:06.510	1:34.354	24	1 LAP	1:39.274	29	2 LAPS	1:47.888
27	58.342	1:35.894	27	1:08.699	1:32.753	25	1:06.980	1:33.851	90	1:16.475	1:30.695	84	1 LAP	1:39.976
2	1:01.075	1:35.510	2	1:14.335	1:35.656	15	1:07.510	1:33.490	25	1:17.277	1:31.027	114	2 LAPS	1:50.033
122	1 LAP	2:19.175	29	1 LAP	1:51.122	40	1 LAP	1:45.315	15	1:17.801	1:31.021	42	2 LAPS	1:49.891
114	1 LAP	1:56.361				23	1 LAP	1:45.238				90	1:22.149	1:31.384
42	1 LAP	1:53.215				27	1:14.576	1:32.863				25	1:23.126	1:31.559
66	1:15.288	1:34.572												

Weather / Track : Cloudy / Damp / Late shower

Donington Park National
Circuit Length = 1.9791 miles
Start: 15:03 End: 15:39

AMOC '50s Sports Cars
RACE 4 - LAP CHART

Lap 11			Lap 12			Lap 13			Lap 14			Lap 15		
No	Behind	Laptime	No	Behind	Laptime	No	Behind	Laptime	No	Behind	Laptime	No	Behind	Laptime
11		1:23.454	11		1:24.931	11		1:24.174	11		1:20.029	11		1:22.965
15	1 LAP	1:32.632	114	3 LAPS	1:47.363	122	3 LAPS	1:44.644	84	2 LAPS	1:36.000	66	2 LAPS	1:42.912
24	2 LAPS	1:41.550	42	3 LAPS	1:47.382	90	1 LAP	1:33.042	90	1 LAP	1:30.568	40	3 LAPS	1:41.471
27	1 LAP	1:32.374	90	1 LAP	1:30.547	25	1 LAP	1:32.430	25	1 LAP	1:30.453	23	3 LAPS	1:41.652
2	1 LAP	1:32.598	25	1 LAP	1:30.599	15	1 LAP	1:32.796	15	1 LAP	1:31.843	84	2 LAPS	1:36.740
40	2 LAPS	1:43.713	15	1 LAP	1:29.628	29	3 LAPS	1:48.348	122	3 LAPS	1:44.271	90	1 LAP	1:30.262
23	2 LAPS	1:41.845	24	2 LAPS	1:39.237	114	3 LAPS	1:49.020	27	1 LAP	1:32.802	25	1 LAP	1:30.238
66	1 LAP	1:34.762	27	1 LAP	1:33.060	42	3 LAPS	1:48.682	29	3 LAPS	1:49.921	15	1 LAP	1:31.054
77	57.447	1:29.660	2	1 LAP	1:32.070	27	1 LAP	1:32.964	2	1 LAP	1:34.838	122	3 LAPS	1:41.083
17	58.456	1:30.370	40	2 LAPS	1:42.746	24	2 LAPS	1:39.312	114	3 LAPS	1:48.829	27	1 LAP	1:31.522
122	2 LAPS	1:43.333	23	2 LAPS	1:43.171	2	1 LAP	1:31.964	42	3 LAPS	1:50.141	2	1 LAP	1:33.724
84	1 LAP	1:38.515	66	1 LAP	1:35.028	66	1 LAP	1:38.228	24	2 LAPS	1:50.291	29	3 LAPS	1:49.392
29	2 LAPS	1:49.698	77	59.359	1:26.843	77	1:03.168	1:27.983	77	1:09.872	1:26.733	77	1:16.967	1:30.060
			17	1:01.434	1:27.909	17	1:04.962	1:27.702	17	1:14.086	1:29.153	17	1:19.716	1:28.595
			84	1 LAP	1:37.737	40	2 LAPS	1:43.254				114	3 LAPS	1:50.284
						23	2 LAPS	1:44.029						

Weather / Track : Cloudy / Damp / Late shower

Donington Park National
 Circuit Length = 1.9791 miles
 Start: 15:03 End: 15:39

AMOC '50s Sports Cars

RACE 4 - LAP CHART

Lap 16			Lap 17			Lap 18			Lap 19			Lap 20		
No	Behind	Laptime	No	Behind	Laptime	No	Behind	Laptime	No	Behind	Laptime	No	Behind	Laptime
11		1:21.661	11		1:24.836	11		1:21.443	11		1:22.096	11		1:24.862
42	4 LAPS	1:49.244	17	1 LAP	1:27.974	2	2 LAPS	1:36.224	84	3 LAPS	1:37.148	23	4 LAPS	1:42.492
24	3 LAPS	1:43.799	24	3 LAPS	1:41.660	122	4 LAPS	1:42.032	168	8 LAPS	1:40.410	27	2 LAPS	1:32.889
66	2 LAPS	1:35.846	29	4 LAPS	1:52.766	77	1 LAP	1:28.452	77	1 LAP	1:27.071	84	3 LAPS	1:35.951
40	3 LAPS	1:41.238	114	4 LAPS	1:48.978	17	1 LAP	1:26.351	17	1 LAP	1:26.953	77	1 LAP	1:26.554
23	3 LAPS	1:42.152	42	4 LAPS	1:50.767	24	3 LAPS	1:39.754	2	2 LAPS	1:37.162	17	1 LAP	1:27.103
90	1 LAP	1:33.075	66	2 LAPS	1:35.883	66	2 LAPS	1:36.582	122	4 LAPS	1:41.488	168	8 LAPS	1:41.185
25	1 LAP	1:33.359	40	3 LAPS	1:42.105	29	4 LAPS	1:48.275	24	3 LAPS	1:40.248 P	2	2 LAPS	1:36.243
84	2 LAPS	1:38.753	23	3 LAPS	1:43.337	114	4 LAPS	1:47.846	66	2 LAPS	1:35.707	122	4 LAPS	1:40.761
15	1 LAP	1:34.440	25	1 LAP	1:29.676	42	4 LAPS	1:46.447	25	1 LAP	1:31.356	66	2 LAPS	1:35.886
168	7 LAPS	9:12.635	90	1 LAP	1:31.751	25	1 LAP	1:30.577	29	4 LAPS	1:45.586	25	1 LAP	1:30.323
27	1 LAP	1:33.806	15	1 LAP	1:34.587	90	1 LAP	1:31.919	90	1 LAP	1:32.912	90	1 LAP	1:33.071
122	3 LAPS	1:43.194	84	2 LAPS	1:46.440	40	3 LAPS	1:42.134	114	4 LAPS	1:48.719	15	1 LAP	1:35.204
2	1 LAP	1:37.340	27	1 LAP	1:33.022	23	3 LAPS	1:42.463	40	3 LAPS	1:42.468			
77	1:23.306	1:28.000	168	7 LAPS	1:41.663	15	1 LAP	1:32.491	15	1 LAP	1:35.894			
						27	1 LAP	1:32.810	42	4 LAPS	1:53.422			

Weather / Track : Cloudy / Damp / Late shower

Donington Park National
Circuit Length = 1.9791 miles
Start: 15:03 End: 15:39

AMOC '50s Sports Cars
RACE 4 - LAP CHART

Lap 21			Lap 22		
No	Behind	Laptime	No	Behind	Laptime
11		1:33.862	11		1:31.705
29	5 LAPS	1:49.007	15	2 LAPS	1:35.130
40	4 LAPS	1:43.718	77	1 LAP	1:27.538
77	1 LAP	1:29.164	17	1 LAP	1:27.694
114	5 LAPS	1:50.288	27	2 LAPS	1:33.502
17	1 LAP	1:29.133	40	4 LAPS	1:42.039
27	2 LAPS	1:35.251	29	5 LAPS	1:48.765
23	4 LAPS	1:43.589	23	4 LAPS	1:45.093
84	3 LAPS	1:38.483	114	5 LAPS	1:50.013
42	5 LAPS	1:56.576	42	5 LAPS	1:50.983
2	2 LAPS	1:36.856	2	2 LAPS	1:42.235
168	8 LAPS	1:42.162	122	4 LAPS	1:42.742
122	4 LAPS	1:42.540	168	8 LAPS	2:05.625 P
25	1 LAP	1:30.368	25	1 LAP	1:31.355
66	2 LAPS	1:38.774	66	2 LAPS	1:36.915
90	1 LAP	1:35.054	90	1 LAP	1:34.793

Weather / Track : Cloudy / Damp / Late shower

Donington Park National
 Circuit Length = 1.9791 miles
 Start: 15:03 End: 15:39

AMOC '50s Sports Cars

RACE 4 - LAP ANALYSIS

2	Chris KEITH-LUCAS		C Jaguar XK 120				
1 -	1:45.673	+ 13.709	15:05:23.983	11 -	1:32.070	+ 0.106	15:21:03.734
2 -	1:34.778	+ 2.814	15:06:58.761	12 -	1:31.964		15:22:35.698
3 -	1:33.859	+ 1.895	15:08:32.620	13 -	1:34.838	+ 2.874	15:24:10.536
4 -	1:33.925	+ 1.961	15:10:06.545	14 -	1:33.724	+ 1.760	15:25:44.260
5 -	1:33.376	+ 1.412	15:11:39.921	15 -	1:37.340	+ 5.376	15:27:21.600
6 -	1:35.510	+ 3.546	15:13:15.431	16 -	1:36.224	+ 4.260	15:28:57.824
7 -	1:35.656	+ 3.692	15:14:51.087	17 -	1:37.162	+ 5.198	15:30:34.986
8 -	1:33.708	+ 1.744	15:16:24.795	18 -	1:36.243	+ 4.279	15:32:11.229
9 -	1:34.271	+ 2.307	15:17:59.066	19 -	1:36.856	+ 4.892	15:33:48.085
10 -	1:32.598	+ 0.634	15:19:31.664	20 -	1:42.235	+ 10.271	15:35:30.320
11	Oliver BRYANT		6 Lotus 15				
1 -	1:32.246	+ 12.217	15:05:10.556	12 -	1:24.931	+ 4.902	15:20:38.563
2 -	1:23.485	+ 3.456	15:06:34.041	13 -	1:24.174	+ 4.145	15:22:02.737
3 -	1:20.332	+ 0.303	15:07:54.373	14 -	1:20.029		15:23:22.766
4 -	1:26.790	+ 6.761	15:09:21.163	15 -	1:22.965	+ 2.936	15:24:45.731
5 -	1:30.845	+ 10.816	15:10:52.008	16 -	1:21.661	+ 1.632	15:26:07.392
6 -	1:22.348	+ 2.319	15:12:14.356	17 -	1:24.836	+ 4.807	15:27:32.228
7 -	1:22.396	+ 2.367	15:13:36.752	18 -	1:21.443	+ 1.414	15:28:53.671
8 -	1:26.986	+ 6.957	15:15:03.738	19 -	1:22.096	+ 2.067	15:30:15.767
9 -	1:20.730	+ 0.701	15:16:24.468	20 -	1:24.862	+ 4.833	15:31:40.629
10 -	1:25.710	+ 5.681	15:17:50.178	21 -	1:33.862	+ 13.833	15:33:14.491
11 -	1:23.454	+ 3.425	15:19:13.632	22 -	1:31.705	+ 11.676	15:34:46.196
15	John BURTON		C Jaguar XK120				
1 -	1:43.062	+ 13.434	15:05:21.372	11 -	1:29.628		15:20:44.529
2 -	1:33.226	+ 3.598	15:06:54.598	12 -	1:32.796	+ 3.168	15:22:17.325
3 -	1:32.542	+ 2.914	15:08:27.140	13 -	1:31.843	+ 2.215	15:23:49.168
4 -	1:32.423	+ 2.795	15:09:59.563	14 -	1:31.054	+ 1.426	15:25:20.222
5 -	1:32.234	+ 2.606	15:11:31.797	15 -	1:34.440	+ 4.812	15:26:54.662
6 -	1:34.593	+ 4.965	15:13:06.390	16 -	1:34.587	+ 4.959	15:28:29.249
7 -	1:31.368	+ 1.740	15:14:37.758	17 -	1:32.491	+ 2.863	15:30:01.740
8 -	1:33.490	+ 3.862	15:16:11.248	18 -	1:35.894	+ 6.266	15:31:37.634
9 -	1:31.021	+ 1.393	15:17:42.269	19 -	1:35.204	+ 5.576	15:33:12.838
10 -	1:32.632	+ 3.004	15:19:14.901	20 -	1:35.130	+ 5.502	15:34:47.968
17	Nick NAISMITH		5 Aston Martin DB4				
1 -	1:35.531	+ 9.180	15:05:13.841	12 -	1:27.909	+ 1.558	15:21:39.997
2 -	1:29.840	+ 3.489	15:06:43.681	13 -	1:27.702	+ 1.351	15:23:07.699
3 -	1:31.980	+ 5.629	15:08:15.661	14 -	1:29.153	+ 2.802	15:24:36.852
4 -	1:28.228	+ 1.877	15:09:43.889	15 -	1:28.595	+ 2.244	15:26:05.447
5 -	1:31.050	+ 4.699	15:11:14.939	16 -	1:27.974	+ 1.623	15:27:33.421
6 -	1:30.395	+ 4.044	15:12:45.334	17 -	1:26.351		15:28:59.772
7 -	1:29.575	+ 3.224	15:14:14.909	18 -	1:26.953	+ 0.602	15:30:26.725
8 -	1:27.178	+ 0.827	15:15:42.087	19 -	1:27.103	+ 0.752	15:31:53.828
9 -	1:26.741	+ 0.390	15:17:08.828	20 -	1:29.133	+ 2.782	15:33:22.961
10 -	1:32.890	+ 6.539	15:18:41.718	21 -	1:27.694	+ 1.343	15:34:50.655
11 -	1:30.370	+ 4.019	15:20:12.088				
23	Graham LOVE		C Jaguar MK VII				
1 -	2:01.571	+ 19.919	15:05:39.881	10 -	1:43.171	+ 1.519	15:21:26.205
2 -	1:44.775	+ 3.123	15:07:24.656	11 -	1:44.029	+ 2.377	15:23:10.234
3 -	1:46.360	+ 4.708	15:09:11.016	12 -	1:41.652		15:24:51.886
4 -	1:49.455	+ 7.803	15:11:00.471	13 -	1:42.152	+ 0.500	15:26:34.038
5 -	1:47.763	+ 6.111	15:12:48.234	14 -	1:43.337	+ 1.685	15:28:17.375
6 -	1:43.495	+ 1.843	15:14:31.729	15 -	1:42.463	+ 0.811	15:29:59.838
7 -	1:45.238	+ 3.586	15:16:16.967	16 -	1:42.492	+ 0.840	15:31:42.330
8 -	1:44.222	+ 2.570	15:18:01.189	17 -	1:43.589	+ 1.937	15:33:25.919
9 -	1:41.845	+ 0.193	15:19:43.034	18 -	1:45.093	+ 3.441	15:35:11.012

Weather / Track : Cloudy / Damp / Late shower

Donington Park National
Circuit Length = 1.9791 miles
Start: 15:03 End: 15:39

AMOC '50s Sports Cars

RACE 4 - LAP ANALYSIS

24	James WILMOT-SMITH		3 Austin Healey 100				
1 -	1:53.760	+ 14.523	15:05:32.070	9 -	1:41.550	+ 2.313	15:19:15.285
2 -	1:45.361	+ 6.124	15:07:17.431	10 -	1:39.237		15:20:54.522
3 -	1:43.319	+ 4.082	15:09:00.750	11 -	1:39.312	+ 0.075	15:22:33.834
4 -	1:44.430	+ 5.193	15:10:45.180	12 -	1:50.291	+ 11.054	15:24:24.125
5 -	1:44.312	+ 5.075	15:12:29.492	13 -	1:43.799	+ 4.562	15:26:07.924
6 -	1:42.978	+ 3.741	15:14:12.470	14 -	1:41.660	+ 2.423	15:27:49.584
7 -	1:41.991	+ 2.754	15:15:54.461	15 -	1:39.754	+ 0.517	15:29:29.338
8 -	1:39.274	+ 0.037	15:17:33.735	16 -	1:40.248 P	+ 1.011	15:31:09.586
25	Steve HART		4 Maserati 300 S				
1 -	1:41.916	+ 12.240	15:05:20.226	12 -	1:32.430	+ 2.754	15:22:16.333
2 -	1:33.382	+ 3.706	15:06:53.608	13 -	1:30.453	+ 0.777	15:23:46.786
3 -	1:32.496	+ 2.820	15:08:26.104	14 -	1:30.238	+ 0.562	15:25:17.024
4 -	1:32.402	+ 2.726	15:09:58.506	15 -	1:33.359	+ 3.683	15:26:50.383
5 -	1:32.719	+ 3.043	15:11:31.225	16 -	1:29.676		15:28:20.059
6 -	1:34.543	+ 4.867	15:13:05.768	17 -	1:30.577	+ 0.901	15:29:50.636
7 -	1:31.099	+ 1.423	15:14:36.867	18 -	1:31.356	+ 1.680	15:31:21.992
8 -	1:33.851	+ 4.175	15:16:10.718	19 -	1:30.323	+ 0.647	15:32:52.315
9 -	1:31.027	+ 1.351	15:17:41.745	20 -	1:30.368	+ 0.692	15:34:22.683
10 -	1:31.559	+ 1.883	15:19:13.304	21 -	1:31.355	+ 1.679	15:35:54.038
11 -	1:30.599	+ 0.923	15:20:43.903				
27	Mark HOBLE		3 Morgan Plus 4				
1 -	1:44.053	+ 12.531	15:05:22.363	11 -	1:33.060	+ 1.538	15:20:58.577
2 -	1:33.938	+ 2.416	15:06:56.301	12 -	1:32.964	+ 1.442	15:22:31.541
3 -	1:33.595	+ 2.073	15:08:29.896	13 -	1:32.802	+ 1.280	15:24:04.343
4 -	1:34.069	+ 2.547	15:10:03.965	14 -	1:31.522		15:25:35.865
5 -	1:32.839	+ 1.317	15:11:36.804	15 -	1:33.806	+ 2.284	15:27:09.671
6 -	1:35.894	+ 4.372	15:13:12.698	16 -	1:33.022	+ 1.500	15:28:42.693
7 -	1:32.753	+ 1.231	15:14:45.451	17 -	1:32.810	+ 1.288	15:30:15.503
8 -	1:32.863	+ 1.341	15:16:18.314	18 -	1:32.889	+ 1.367	15:31:48.392
9 -	1:34.829	+ 3.307	15:17:53.143	19 -	1:35.251	+ 3.729	15:33:23.643
10 -	1:32.374	+ 0.852	15:19:25.517	20 -	1:33.502	+ 1.980	15:34:57.145
29	Andrew MITCHELL		2 Bristol Special				
1 -	2:08.508	+ 22.922	15:05:46.818	10 -	1:48.348	+ 2.762	15:22:19.819
2 -	1:52.720	+ 7.134	15:07:39.538	11 -	1:49.921	+ 4.335	15:24:09.740
3 -	1:49.327	+ 3.741	15:09:28.865	12 -	1:49.392	+ 3.806	15:25:59.132
4 -	1:50.594	+ 5.008	15:11:19.459	13 -	1:52.766	+ 7.180	15:27:51.898
5 -	1:51.887	+ 6.301	15:13:11.346	14 -	1:48.275	+ 2.689	15:29:40.173
6 -	1:51.122	+ 5.536	15:15:02.468	15 -	1:45.586		15:31:25.759
7 -	1:51.417	+ 5.831	15:16:53.885	16 -	1:49.007	+ 3.421	15:33:14.766
8 -	1:47.888	+ 2.302	15:18:41.773	17 -	1:48.765	+ 3.179	15:35:03.531
9 -	1:49.698	+ 4.112	15:20:31.471				
40	Claire KEITH-LUCAS		C Jaguar XK 150S				
1 -	1:58.429	+ 17.191	15:05:36.739	10 -	1:42.746	+ 1.508	15:21:24.779
2 -	1:45.996	+ 4.758	15:07:22.735	11 -	1:43.254	+ 2.016	15:23:08.033
3 -	1:47.013	+ 5.775	15:09:09.748	12 -	1:41.471	+ 0.233	15:24:49.504
4 -	1:46.775	+ 5.537	15:10:56.523	13 -	1:41.238		15:26:30.742
5 -	1:47.811	+ 6.573	15:12:44.334	14 -	1:42.105	+ 0.867	15:28:12.847
6 -	1:45.221	+ 3.983	15:14:29.555	15 -	1:42.134	+ 0.896	15:29:54.981
7 -	1:45.315	+ 4.077	15:16:14.870	16 -	1:42.468	+ 1.230	15:31:37.449
8 -	1:43.450	+ 2.212	15:17:58.320	17 -	1:43.718	+ 2.480	15:33:21.167
9 -	1:43.713	+ 2.475	15:19:42.033	18 -	1:42.039	+ 0.801	15:35:03.206
42	Graham BARKER		3 Aston Martin DB2/4 Mk I				
1 -	2:07.802	+ 21.355	15:05:46.112	10 -	1:48.682	+ 2.235	15:22:28.521
2 -	1:56.040	+ 9.593	15:07:42.152	11 -	1:50.141	+ 3.694	15:24:18.662
3 -	1:53.697	+ 7.250	15:09:35.849	12 -	1:49.244	+ 2.797	15:26:07.906
4 -	1:54.736	+ 8.289	15:11:30.585	13 -	1:50.767	+ 4.320	15:27:58.673

Weather / Track : Cloudy / Damp / Late shower

Donington Park National
Circuit Length = 1.9791 miles
Start: 15:03 End: 15:39

AMOC '50s Sports Cars

RACE 4 - LAP ANALYSIS

5 -	1:53.215	+ 6.768	15:13:23.800	14 -	1:46.447		15:29:45.120
6 -	1:50.102	+ 3.655	15:15:13.902	15 -	1:53.422	+ 6.975	15:31:38.542
7 -	1:48.664	+ 2.217	15:17:02.566	16 -	1:56.576	+ 10.129	15:33:35.118
8 -	1:49.891	+ 3.444	15:18:52.457	17 -	1:50.983	+ 4.536	15:35:26.101
9 -	1:47.382	+ 0.935	15:20:39.839				
66	Kevin ZWOLINSKI		B	Jaguar XK140 FHC			
1 -	1:49.384	+ 15.280	15:05:27.694	11 -	1:35.028	+ 0.924	15:21:26.785
2 -	1:37.243	+ 3.139	15:07:04.937	12 -	1:38.228	+ 4.124	15:23:05.013
3 -	1:37.618	+ 3.514	15:08:42.555	13 -	1:42.912	+ 8.808	15:24:47.925
4 -	1:36.606	+ 2.502	15:10:19.161	14 -	1:35.846	+ 1.742	15:26:23.771
5 -	1:35.911	+ 1.807	15:11:55.072	15 -	1:35.883	+ 1.779	15:27:59.654
6 -	1:34.572	+ 0.468	15:13:29.644	16 -	1:36.582	+ 2.478	15:29:36.236
7 -	1:37.776	+ 3.672	15:15:07.420	17 -	1:35.707	+ 1.603	15:31:11.943
8 -	1:35.471	+ 1.367	15:16:42.891	18 -	1:35.886	+ 1.782	15:32:47.829
9 -	1:34.104		15:18:16.995	19 -	1:38.774	+ 4.670	15:34:26.603
10 -	1:34.762	+ 0.658	15:19:51.757	20 -	1:36.915	+ 2.811	15:36:03.518
77	Martin BREWER		5	Aston Martin DB4			
1 -	1:37.341	+ 10.787	15:05:15.651	12 -	1:26.843	+ 0.289	15:21:37.922
2 -	1:29.434	+ 2.880	15:06:45.085	13 -	1:27.983	+ 1.429	15:23:05.905
3 -	1:29.269	+ 2.715	15:08:14.354	14 -	1:26.733	+ 0.179	15:24:32.638
4 -	1:28.273	+ 1.719	15:09:42.627	15 -	1:30.060	+ 3.506	15:26:02.698
5 -	1:31.738	+ 5.184	15:11:14.365	16 -	1:28.000	+ 1.446	15:27:30.698
6 -	1:30.304	+ 3.750	15:12:44.669	17 -	1:28.452	+ 1.898	15:28:59.150
7 -	1:28.595	+ 2.041	15:14:13.264	18 -	1:27.071	+ 0.517	15:30:26.221
8 -	1:27.891	+ 1.337	15:15:41.155	19 -	1:26.554		15:31:52.775
9 -	1:26.896	+ 0.342	15:17:08.051	20 -	1:29.164	+ 2.610	15:33:21.939
10 -	1:33.368	+ 6.814	15:18:41.419	21 -	1:27.538	+ 0.984	15:34:49.477
11 -	1:29.660	+ 3.106	15:20:11.079				
84	John DAVIES ROBERTS		A	Jaguar XK140			
1 -	1:56.429	+ 20.478	15:05:34.739	10 -	1:38.515	+ 2.564	15:20:23.615
2 -	1:41.241	+ 5.290	15:07:15.980	11 -	1:37.737	+ 1.786	15:22:01.352
3 -	1:38.488	+ 2.537	15:08:54.468	12 -	1:36.000	+ 0.049	15:23:37.352
4 -	1:40.234	+ 4.283	15:10:34.702	13 -	1:36.740	+ 0.789	15:25:14.092
5 -	1:37.982	+ 2.031	15:12:12.684	14 -	1:38.753	+ 2.802	15:26:52.845
6 -	1:37.323	+ 1.372	15:13:50.007	15 -	1:46.440	+ 10.489	15:28:39.285
7 -	1:37.598	+ 1.647	15:15:27.605	16 -	1:37.148	+ 1.197	15:30:16.433
8 -	1:37.519	+ 1.568	15:17:05.124	17 -	1:35.951		15:31:52.384
9 -	1:39.976	+ 4.025	15:18:45.100	18 -	1:38.483	+ 2.532	15:33:30.867
90	Alan HUDD		5	Aston Martin DB4			
1 -	1:39.924	+ 9.662	15:05:18.234	12 -	1:33.042	+ 2.780	15:22:15.916
2 -	1:32.284	+ 2.022	15:06:50.518	13 -	1:30.568	+ 0.306	15:23:46.484
3 -	1:34.209	+ 3.947	15:08:24.727	14 -	1:30.262		15:25:16.746
4 -	1:33.074	+ 2.812	15:09:57.801	15 -	1:33.075	+ 2.813	15:26:49.821
5 -	1:33.056	+ 2.794	15:11:30.857	16 -	1:31.751	+ 1.489	15:28:21.572
6 -	1:33.195	+ 2.933	15:13:04.052	17 -	1:31.919	+ 1.657	15:29:53.491
7 -	1:31.842	+ 1.580	15:14:35.894	18 -	1:32.912	+ 2.650	15:31:26.403
8 -	1:34.354	+ 4.092	15:16:10.248	19 -	1:33.071	+ 2.809	15:32:59.474
9 -	1:30.695	+ 0.433	15:17:40.943	20 -	1:35.054	+ 4.792	15:34:34.528
10 -	1:31.384	+ 1.122	15:19:12.327	21 -	1:34.793	+ 4.531	15:36:09.321
11 -	1:30.547	+ 0.285	15:20:42.874				
114	Kerry WILSON		3	Aston Martin DB2/4			
1 -	2:03.474	+ 16.111	15:05:41.784	10 -	1:49.020	+ 1.657	15:22:27.879
2 -	1:52.777	+ 5.414	15:07:34.561	11 -	1:48.829	+ 1.466	15:24:16.708
3 -	1:55.644	+ 8.281	15:09:30.205	12 -	1:50.284	+ 2.921	15:26:06.992
4 -	1:53.805	+ 6.442	15:11:24.010	13 -	1:48.978	+ 1.615	15:27:55.970
5 -	1:56.361	+ 8.998	15:13:20.371	14 -	1:47.846	+ 0.483	15:29:43.816
6 -	1:53.263	+ 5.900	15:15:13.634	15 -	1:48.719	+ 1.356	15:31:32.535
7 -	1:47.829	+ 0.466	15:17:01.463	16 -	1:50.288	+ 2.925	15:33:22.823

Weather / Track : Cloudy / Damp / Late shower

Donington Park National
Circuit Length = 1.9791 miles
Start: 15:03 End: 15:39

AMOC '50s Sports Cars

RACE 4 - LAP ANALYSIS

8 -	1:50.033	+ 2.670	15:18:51.496	17 -	1:50.013	+ 2.650	15:35:12.836
9 -	1:47.363		15:20:38.859				
122	Siamak SIASSI		4	Jaguar C Type			
1 -	2:03.904	+ 23.143	15:05:42.214	10 -	1:44.644	+ 3.883	15:22:07.668
2 -	1:48.251	+ 7.490	15:07:30.465	11 -	1:44.271	+ 3.510	15:23:51.939
3 -	1:41.789	+ 1.028	15:09:12.254	12 -	1:41.083	+ 0.322	15:25:33.022
4 -	1:46.531	+ 5.770	15:10:58.785	13 -	1:43.194	+ 2.433	15:27:16.216
5 -	2:19.175	+ 38.414	15:13:17.960	14 -	1:42.032	+ 1.271	15:28:58.248
6 -	1:52.912	+ 12.151	15:15:10.872	15 -	1:41.488	+ 0.727	15:30:39.736
7 -	1:44.397	+ 3.636	15:16:55.269	16 -	1:40.761		15:32:20.497
8 -	1:44.422	+ 3.661	15:18:39.691	17 -	1:42.540	+ 1.779	15:34:03.037
9 -	1:43.333	+ 2.572	15:20:23.024	18 -	1:42.742	+ 1.981	15:35:45.779
168	Andrew DIXEY		3	Austin Healey 100			
1 -	2:05.388	+ 26.643	15:05:43.698	8 -	1:51.525 P	+ 12.780	15:17:50.357
2 -	1:45.627	+ 6.882	15:07:29.325	9 -	9:12.635	+ 7:33.890	15:27:02.992
3 -	1:42.442	+ 3.697	15:09:11.767	10 -	1:41.663	+ 2.918	15:28:44.655
4 -	1:45.831	+ 7.086	15:10:57.598	11 -	1:40.410	+ 1.665	15:30:25.065
5 -	1:43.021	+ 4.276	15:12:40.619	12 -	1:41.185	+ 2.440	15:32:06.250
6 -	1:39.468	+ 0.723	15:14:20.087	13 -	1:42.162	+ 3.417	15:33:48.412
7 -	1:38.745		15:15:58.832	14 -	2:05.625 P	+ 26.880	15:35:54.037

Weather / Track : Cloudy / Damp / Late shower

Donington Park National
Circuit Length = 1.9791 miles
Start: 15:03 End: 15:39